


JOURNEYMAN STUDY GUIDE ELECTRICIAN CONSTRUCTION YEAR 2

SAMPLE
250 EXAM PREP QUESTIONS,
WITH EXPLAINED ANSWERS



APPRENTICES | INSTRUCTORS | INSTITUTES

JourneymanStudyGuide.com

UNITY CREST SOLUTIONS INC.

Who Is Journeyman Study Guide For?

Welcome to *Journeyman Study Guide*—your key to unlocking success in your trade, earning the recognition you deserve, and building a solid career in America. Whether you're an apprentice just starting out, a seasoned professional, or someone new to the country and adjusting to U.S. trade standards, this guide is designed to complement your learning and support you along the way. While it provides valuable insights and resources, it's not a substitute for official materials required for certification.

How We Help You Succeed

1. *Apprentices*: Looking to kickstart your career? Our study guides and practice tests will help you build the foundational skills you need to succeed.
2. *Tradespeople*: New to the U.S. or advancing in your career? We offer detailed questions, answers, and explanations to help you understand industry standards and excel in your work.
3. *Instructors*: Need reliable teaching tools? Our question banks and online tests are great for guiding your students through trade concepts and preparing them for certification.
4. *Educational Institutions*: Looking for tailored materials? Our study guides, quizzes, and exams are designed to fit into your existing curriculum, offering valuable resources for students.
5. *Unions*: Searching for effective ways to train your members? Our easy-to-follow format ensures that each member gains the knowledge they need to thrive in their trade.

What Journeyman Study Guide Offers:

1. *Tailored Study Guides*: Access the core knowledge you need, whether you're preparing for your exam, familiarizing yourself with U.S. trade standards, or simply refining your trade skills.
2. *Real-World Practice Tests*: Simulate actual exam conditions with online tests that help you measure your progress and improve your job-ready skills.
3. *Skill-Building Question Banks*: Strengthen your understanding with questions that not only prepare you for the exam but also help you master key concepts in your day-to-day work.
4. *In-Depth Explanations*: Get detailed explanations for each answer, helping you understand not just how, but why, the answers are correct—improving both test results and practical knowledge.
5. *Additional Learning Resources*: Dive into supplementary guides on topics like math, safety protocols, and management strategies that are valuable for both certification and long-term career growth.



Tools for Your Success

Each of these resources is crafted to ensure you're fully prepared for your Journeyman exam and ready to excel in your trade. From gaining core knowledge with our tailored study guides to testing your skills with real-world practice exams, we provide everything you need to boost your understanding. Our in-depth explanations clarify key concepts, while additional learning resources like math, safety, and management guides give you the tools to succeed in your career and continue growing as a tradesperson.

How to Use This Guide

The *Journeyman Study Guide* is a *helpful tool* designed to complement your preparation for certification exams. While it includes practice questions, explanations, and supplementary resources, it's important to use this guide *alongside your official study materials* and hands-on training. The more you combine this guide with your practical experience and state-approved coursework, the better prepared you'll be for both your exam and your career in the trade.

Ready to Take the First Step Toward Success?

Don't let anything hold you back. Visit *JourneymanStudyGuide.com* to unlock the resources that will elevate your skills, boost your confidence, and secure the income and recognition you deserve. Whether you're an apprentice, a tradesperson, or an instructor, our *online tests, questions and answers, and detailed explanations* are designed to help you at every stage of your career. *Remember, this guide is a tool to help you succeed—it works best when paired with hands-on learning and official materials.*

Thousands of tradespeople have already transformed their careers, increased their income, and improved their lives with the *Journeyman Study Guide*.

Don't wait—join them today and take the next step toward your success!



Why Journeyman Study Guide?

We're committed to making trade education *accessible, flexible, and affordable* to anyone in America. You don't need to worry about the high cost of learning—we believe nothing should stop you from earning top wages in your trade.

This guide isn't just a quick fix—it's a tool designed to *highlight your strengths, pinpoint areas for improvement, and focus your efforts* where they matter most. Whether you choose our *online tests, questions and answers, or detailed explanations*, you'll get the right tools to prepare for whatever challenges lie ahead. *However, it's not a replacement for official training or certification resources.*

Success Stories from Real People

We've helped thousands of tradespeople—apprentices, seasoned professionals, and those new to America—gain the confidence and skills needed to pass their exams and advance their careers.

Here's what some of our users have to say:

"The *online tests* in the Journeyman Study Guide were a game-changer. They gave me a clear sense of what to expect on the exam, and the *questions and answers* helped me focus on exactly what I needed to improve, especially in areas I had struggled with before."

— Jessica Taylor, Apprentice Ironworker

"Journeyman's *questions, answers, and explanations* made it easier for me to understand the trade standards here in the U.S. The *detailed explanations* filled gaps in my knowledge and gave me the confidence to pass my exams."

— Carlos Ramirez, Electrician, originally from Mexico

"As a union instructor, I rely on the *Journeyman Study Guide's question and answer sections* to reinforce my students' learning. The *online tests* are a great way to track their progress and make sure they're ready for the real exam."

— John Davis, Union Welding Instructor

Ready to Start Your Own Success Story?

Don't just read about others' achievements—take the first step towards your own career growth. Whether you're preparing for your exam or looking to sharpen your trade skills, *Journeyman Study Guide* has the tools to help you succeed.

Visit JourneymanStudyGuide.com and get started today!



What This Book Will Teach You

This isn't just about reading and memorizing; it's about *preparing* you for real-world challenges. At Journeyman Study Guide, we've helped thousands of people pass their exams and advance their careers. But the truth is—success takes more than book smarts. Here's what you need to know:

1. *It's not easy:* Becoming a certified journeyman requires hard work, patience, and a real dedication to learning. This guide will help you navigate the complexity, but the journey itself requires you to commit to the process. At the end, you'll not only have earned your certification but also be in a stronger position for long-term success in your career.
2. *You will need to put in effort:* Our practice tests, questions, and explanations are incredibly useful, but they can only get you so far without your own effort. You need to engage with the material and be prepared to revisit concepts to fully understand them. This preparation will also help you manage test anxiety and give you the tools to stay focused and confident when exam day comes.
3. *It's hands-on:* While this guide provides the foundational knowledge and key concepts, your true growth comes from hands-on experience in the trade. This guide is designed to complement that experience and help you feel more prepared on the job. By understanding the 'why' behind the work, you'll find yourself better equipped for both the exam and your everyday trade responsibilities.

Our online tests and question and answer sections are here to help you feel confident, prepared, and capable, but remember—they're meant to *complement*, not replace, the hands-on training you'll need to master your trade and succeed in certification.

What This Guide Is and Isn't

Before you dive into the resources, it's important to know that *Journeyman Study Guide* is a *helpful tool* designed to prepare you for your exam by offering practice questions, answers, and explanations similar to what you may encounter. However, *state requirements vary*, and this guide should be used *alongside official state or industry resources* to ensure you're fully prepared.



Disclaimer

Journeyman Study Guide is designed to *supplement* your preparation for certification exams and *does not replace* official materials provided by your state's *licensing board, union, or certifying body*. While we provide valuable tools like *questions and answers* and *online tests*, success on your certification exam depends on multiple factors, including *hands-on experience, study habits, and use of official resources*.

We are not responsible for any changes in exam content or state regulations that occur after publication. For the latest, most accurate information, always check with your *state regulatory board or certifying authority*.

By using this guide, you agree that *Journeyman Study Guide*, its authors, and affiliates are *not liable* for any exam results, certification outcomes, or employment-related issues. This guide is provided as a *general study tool* and cannot guarantee success on your exam.


Indemnification

By using this guide, you agree to indemnify and hold harmless *Journeyman Study Guide* and Unity Crest Solutions, its authors, and affiliates from any claims, damages, or liabilities arising from your use of this guide.

Unlock Your Potential Today

Your future in the trades starts with *Journeyman Study Guide*. We're here to give you the knowledge and confidence to pass your certification exams and build a successful career. Whether you're an apprentice or experienced tradesperson, our *study guides, online tests, and questions with explanations* are designed to help you at every stage of your journey.

Visit JourneymanStudyGuide.com and take the next step toward success.



QUESTIONS



Year 2: System Installation and Maintenance

Subject 3. Power System Stabilization and Fault Protection

1. What is the main purpose of stabilizing loads?

- a) Prevents equipment damage
- b) Causes voltage spikes
- c) Reduces electrical efficiency
- d) Increases energy consumption

Correct Answer: a) Prevents equipment damage

Explanation: Stabilizing loads is crucial for maintaining the performance and longevity of electrical equipment. By ensuring that the loads on a power system remain balanced and within specified limits, we can prevent overheating, equipment failure, and voltage fluctuations that can lead to costly repairs and inefficiencies in the system.

2. Which device helps reduce electrical noise?

- a) Circuit breaker
- b) Voltage regulator
- c) Isolation transformer
- d) Surge protector

Correct Answer: c) Isolation transformer

Explanation: An isolation transformer is specifically designed to filter and reduce electrical noise in a power system. It separates the input and output circuits, which minimizes noise transmission and protects sensitive equipment from interference. This makes it an essential tool in maintaining clean power in industrial and commercial applications.

3. What does a protective relay do?

- a) Balances power loads
- b) Detects electrical faults
- c) Increases load capacity
- d) Generates electrical energy

Correct Answer: b) Detects electrical faults

Explanation: Protective relays are critical components in electrical systems that monitor the performance and condition of equipment. They detect faults such as overloads and short circuits, and they can initiate protective actions, such as tripping circuit breakers, to prevent damage and ensure the safety and reliability of the electrical system.



4. Which tool is essential for fault troubleshooting?

- a) Pliers
- b) Hammer
- c) Screwdriver
- d) Multimeter

Correct Answer: d) Multimeter

Explanation: A multimeter is an essential tool for troubleshooting electrical faults. It can measure voltage, current, and resistance, allowing electricians to diagnose issues in circuits accurately. By providing real-time readings, a multimeter helps identify problems such as shorts, open circuits, and component failures, ensuring effective repairs and system stability.

5. What is the first step in fault detection?

- a) Replace components
- b) Measure load currents
- c) Power off the system
- d) Visual inspection

Correct Answer: d) Visual inspection

Explanation: The first step in fault detection is conducting a visual inspection of the electrical system. This involves checking for obvious signs of damage, overheating, or loose connections that may indicate potential issues. Identifying visible problems early on can save time and resources, leading to faster and more efficient troubleshooting.

6. Which is a method to stabilize loads?

- a) Ignoring voltage levels
- b) Reducing circuit size
- c) Load balancing
- d) Overloading circuits

Correct Answer: c) Load balancing

Explanation: Load balancing is a method used to stabilize electrical loads across multiple circuits or phases. By evenly distributing the electrical load, we can prevent overheating, voltage drops, and equipment failure. Proper load balancing is essential in ensuring the efficiency and reliability of power systems in construction and industrial settings.



7. What can cause electrical noise in systems?

- a) Proper grounding
- b) Shielded cables
- c) Circuit protection
- d) Faulty wiring

Correct Answer: d) Faulty wiring

Explanation: Electrical noise can be introduced into systems primarily due to faulty wiring. Poor connections, damaged insulation, or improperly installed cables can create electromagnetic interference, which disrupts signal integrity and affects the performance of sensitive equipment. Identifying and correcting these wiring issues is critical for maintaining a stable and noise-free electrical environment.

8. What type of relay is used for overcurrent protection?

- a) Voltage relay
- b) Thermal relay
- c) Current relay
- d) Frequency relay

Correct Answer: c) Current relay

Explanation: A current relay is specifically designed for overcurrent protection in electrical systems. It monitors the flow of current and will trip the circuit when the current exceeds a pre-set limit, thus protecting equipment from damage due to overloads. This is a vital safety feature in any electrical installation, especially in construction.

9. Which technique helps in noise reduction?

- a) Grounding
- b) Increasing voltage
- c) Ignoring signals
- d) Using unshielded cables

Correct Answer: a) Grounding

Explanation: Grounding is a vital technique used to reduce electrical noise in systems. By providing a path for excess current or noise to safely dissipate into the earth, grounding minimizes interference and stabilizes voltage levels. This is especially important in environments with sensitive electronic equipment that requires clean power for optimal performance.



10. What indicates a fault in electrical equipment?

- a) Consistent load
- b) Increased temperature
- c) Normal voltage
- d) Steady operation

Correct Answer: b) Increased temperature

Explanation: An increased temperature in electrical equipment typically indicates a fault or malfunction. Overheating can result from excessive current flow, poor connections, or internal failures. Monitoring temperature is an essential part of maintaining electrical systems, as it can help identify potential issues before they lead to catastrophic failures or safety hazards.

11. How can you ensure relay functionality?

- a) Increasing load
- b) Ignoring maintenance
- c) Using old relays
- d) Regular testing

Correct Answer: d) Regular testing

Explanation: Regular testing of protective relays is crucial to ensure their functionality and reliability. By performing routine checks, electricians can identify any potential issues, such as malfunctioning components or incorrect settings, before they impact system performance. This proactive approach helps maintain the safety and efficiency of electrical systems.

12. What does an oscilloscope measure?

- a) Voltage levels
- b) Frequency stability
- c) Electrical noise
- d) Current flow

Correct Answer: c) Electrical noise

Explanation: An oscilloscope is a versatile tool that visualizes electrical signals, allowing electricians to measure electrical noise and disturbances in a power system. By displaying waveforms, it provides insight into the quality of power, enabling technicians to diagnose issues related to interference, harmonics, and other anomalies that may affect system performance.



13. What is the purpose of surge protection?

- a) Reduces equipment lifespan
- b) Causes circuit failures
- c) Prevents voltage spikes
- d) Increases power consumption

Correct Answer: c) Prevents voltage spikes

Explanation: Surge protection devices are designed to prevent voltage spikes from damaging electrical equipment. These devices divert excess voltage away from sensitive components, ensuring that they operate within safe limits. This is especially important in construction environments where equipment can be exposed to sudden surges from lightning or other sources.

14. What should you check first for faults?

- a) Wiring connections
- b) Load capacity
- c) Relay settings
- d) Circuit layout

Correct Answer: a) Wiring connections

Explanation: When troubleshooting electrical faults, checking wiring connections should be the first step. Loose, corroded, or damaged connections can lead to intermittent faults, increased resistance, and potential overheating. By ensuring that all connections are secure and in good condition, electricians can prevent many common electrical issues.

15. What is a common cause of overload?

- a) Safety devices
- b) Excessive appliances
- c) Balanced loads
- d) Proper maintenance

Correct Answer: b) Excessive appliances

Explanation: A common cause of overload in electrical systems is the use of excessive appliances drawing more current than the circuit can handle. This can lead to overheating and potential circuit failure. It is crucial for electricians to calculate load requirements accurately and ensure that circuits are not overloaded to maintain safety and functionality.



16. What is the role of fuses?

- a) Reduce energy consumption
- b) Stabilize loads
- c) Provide overcurrent protection
- d) Increase voltage

Correct Answer: c) Provide overcurrent protection

Explanation: Fuses serve the critical role of providing overcurrent protection in electrical systems. They act as sacrificial devices that interrupt the flow of electricity when the current exceeds a predetermined level, thereby preventing damage to circuits and equipment. Regularly checking and replacing fuses is essential for maintaining electrical safety and reliability.

17. How can you test for a short circuit?

- a) Visual inspection
- b) Pulling wires
- c) Ignoring readings
- d) Multimeter measurements

Correct Answer: d) Multimeter measurements

Explanation: Testing for a short circuit is most effectively done using a multimeter. By measuring resistance between conductors, electricians can determine if there is an unintended connection between them. A low resistance reading may indicate a short circuit, allowing for quick identification and resolution of electrical issues before they cause damage.

18. What is a common symptom of electrical noise?

- a) Consistent operation
- b) Steady current
- c) Normal voltage
- d) Fluctuating signals

Correct Answer: d) Fluctuating signals

Explanation: A common symptom of electrical noise is fluctuating signals, which can disrupt the normal operation of electronic devices. This interference can cause erratic behavior, data loss, or malfunction in sensitive equipment. Identifying and mitigating electrical noise is crucial for ensuring the reliability and stability of power systems, particularly in industrial settings.



19. What is the primary goal of fault protection?

- a) Create electrical noise
- b) Reduce power quality
- c) Prevent equipment failure
- d) Increase energy usage

Correct Answer: c) Prevent equipment failure

Explanation: The primary goal of fault protection is to prevent equipment failure by quickly detecting and isolating faults in an electrical system. This involves using protective relays, circuit breakers, and fuses to minimize damage and maintain system integrity. Effective fault protection ensures the safety of personnel and equipment while maintaining operational efficiency.

20. What can help identify ground faults?

- a) Insulation resistance testers
- b) Circuit breakers
- c) Voltage regulators
- d) Surge protectors

Correct Answer: a) Insulation resistance testers

Explanation: Insulation resistance testers are valuable tools for identifying ground faults in electrical systems. They measure the resistance of insulation materials, helping to detect deterioration or damage that could lead to unwanted current leakage. By regularly testing insulation resistance, electricians can proactively address potential ground faults and enhance system safety.

21. What is a characteristic of an uninterruptible power supply?

- a) Stabilizes voltage
- b) Provides backup electricity
- c) Reduces electrical noise
- d) Increases load capacity

Correct Answer: b) Provides backup electricity

Explanation: An uninterruptible power supply (UPS) is designed to provide backup electricity to connected devices in the event of a power failure. It ensures that critical systems remain operational during outages, preventing data loss and equipment damage. UPS systems are essential in environments where power reliability is crucial, such as hospitals and data centers.



22. What tool is used to measure voltage?

- a) Multimeter
- b) Oscilloscope
- c) Thermometer
- d) Clamp meter

Correct Answer: a) Multimeter

Explanation: A multimeter is commonly used to measure voltage in electrical circuits. It can provide accurate readings of both AC and DC voltage, making it an indispensable tool for electricians. By measuring voltage, electricians can diagnose problems, ensure proper circuit operation, and verify that voltage levels are within acceptable ranges for safe equipment performance.

23. What indicates an overload condition?

- a) Steady voltage
- b) Tripped circuit breaker
- c) Consistent operation
- d) Normal temperature

Correct Answer: b) Tripped circuit breaker

Explanation: A tripped circuit breaker is a clear indicator of an overload condition in an electrical system. When the current exceeds the breaker's rating, it automatically disconnects power to prevent damage and overheating. Electricians must promptly address the underlying cause of the overload to restore normal operation and prevent future occurrences.

24. What does a ground fault circuit interrupter do?

- a) Prevents electrical shock
- b) Reduces noise
- c) Increases energy consumption
- d) Stabilizes voltage

Correct Answer: a) Prevents electrical shock

Explanation: A ground fault circuit interrupter (GFCI) is designed to prevent electrical shock by detecting imbalances in electrical current. If it senses that current is leaking to the ground, it quickly disconnects power to the circuit, reducing the risk of injury. GFCIs are essential safety devices in areas where water and electricity may come into contact.

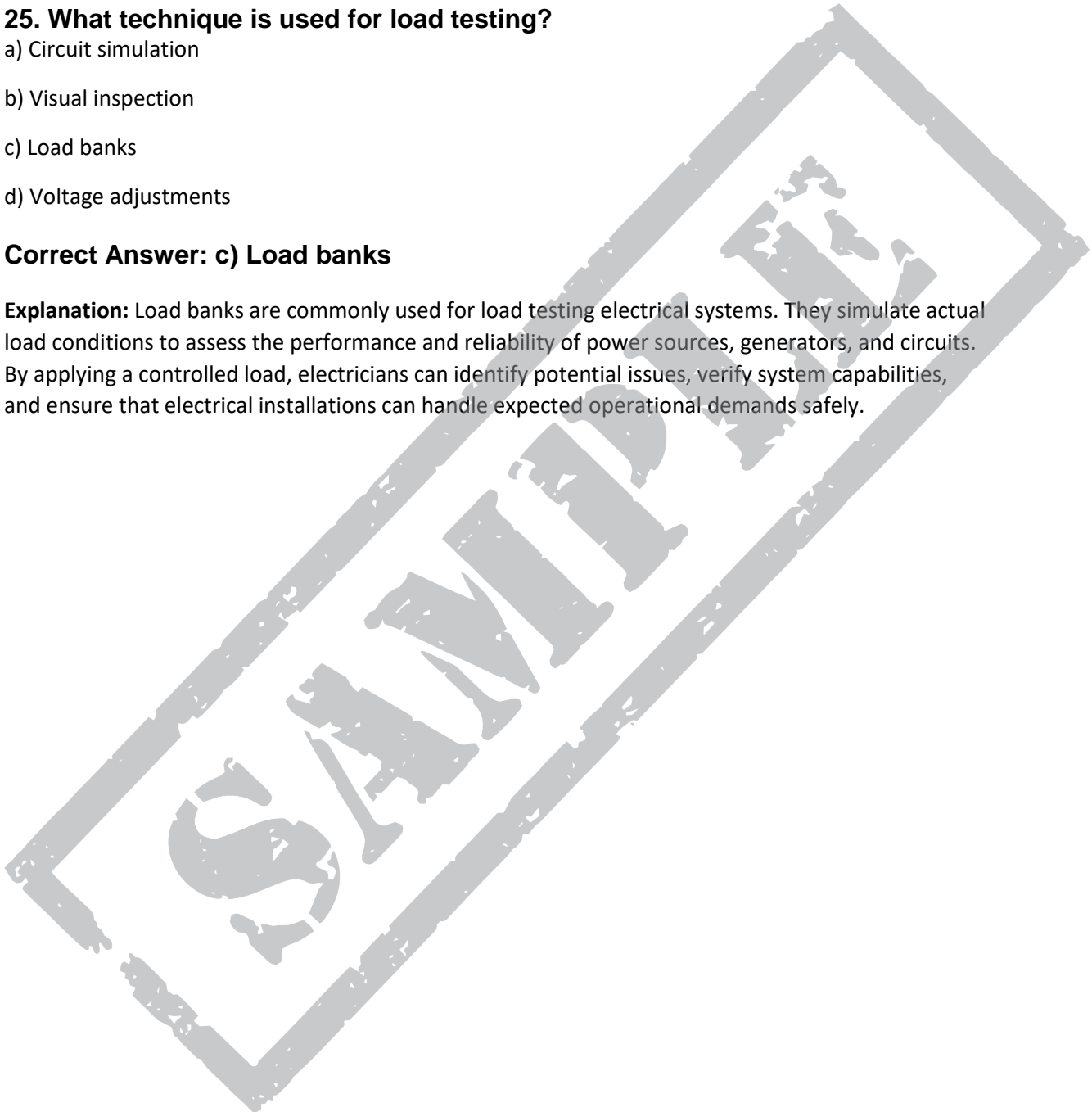


25. What technique is used for load testing?

- a) Circuit simulation
- b) Visual inspection
- c) Load banks
- d) Voltage adjustments

Correct Answer: c) Load banks

Explanation: Load banks are commonly used for load testing electrical systems. They simulate actual load conditions to assess the performance and reliability of power sources, generators, and circuits. By applying a controlled load, electricians can identify potential issues, verify system capabilities, and ensure that electrical installations can handle expected operational demands safely.



Subject - 1

- 1). (A) (B) (C) (D) 6). (A) (B) (C) (D) 11). (A) (B) (C) (D)
- 2). (A) (B) (C) (D) 7). (A) (B) (C) (D) 12). (A) (B) (C) (D)
- 3). (A) (B) (C) (D) 8). (A) (B) (C) (D) 13). (A) (B) (C) (D)
- 4). (A) (B) (C) (D) 9). (A) (B) (C) (D) 14). (A) (B) (C) (D)
- 5). (A) (B) (C) (D) 10). (A) (B) (C) (D) 15). (A) (B) (C) (D)
- 16). (A) (B) (C) (D) 21). (A) (B) (C) (D)
- 17). (A) (B) (C) (D) 22). (A) (B) (C) (D)
- 18). (A) (B) (C) (D) 23). (A) (B) (C) (D)
- 19). (A) (B) (C) (D) 24). (A) (B) (C) (D)
- 20). (A) (B) (C) (D) 25). (A) (B) (C) (D)



About the Creators:

Bobby Bedi:

Bobby Bedi, co-creator of the Journeyman Study Guide, calls the Pacific Northwest home, where he has built an extensive career spanning more than two decades. His diverse background, which includes architecture, digital innovation, and industrial marketing, has given him a unique ability to bridge traditional industries with cutting-edge digital solutions. Bobby has worked across a spectrum of industries, from agile startups to publicly traded companies and educational platforms, bringing a depth of experience that has been crucial to the platform's success.

Bobby's precision and problem-solving skills, refined through his years in architecture, have seamlessly transitioned into his work in digital marketing and technology. Since 2006, Bobby has been at the forefront of digital innovation, applying his expertise to transform trade education. He has been instrumental in developing cutting-edge, user-friendly platforms that make learning accessible across the globe, combining technology with education to create impactful online experiences.

As co-creator of the platform, Bobby also plays a key role in the industrial sector, where he helps companies scale by leveraging his expertise in digital marketing and business strategy. His dedication to making education affordable and impactful has driven the growth of the Journeyman Study Guide, ensuring that individuals at every stage of their careers have access to quality learning tools.

Kris McFarlane:

Kris McFarlane, co-creator of the Journeyman Study Guide, has over two decades of experience in business development, education, and the trades. Based in the Pacific Northwest, Kris has worked with a range of organizations—from agile startups to publicly traded companies—driving business growth and developing successful strategies across industries. His expertise in scaling businesses and creating educational platforms has been key to the guide's reach and effectiveness.

Kris's deep roots in the trades and industrial sector, paired with his extensive experience in business development, give him a unique ability to understand both the practical and strategic needs of companies and individuals. His leadership and ability to mentor others have helped shape the platform, making it a go-to resource for tradespeople seeking career advancement and certification.

Having struggled with traditional education early in life, Kris understands the importance of making learning accessible for everyone. His passion for empowering others, especially those who feel underserved by conventional education systems, is reflected in every aspect of the Journeyman Study Guide. Kris's work is driven by a commitment to helping aspiring tradespeople succeed in their careers through affordable, practical, and accessible learning resources.

Work with the Creators

As co-creators of the Journeyman Study Guide, Bobby Bedi and Kris McFarlane draw from extensive experience working with agile startups, publicly traded companies, and education platforms. Their combined expertise has shaped a platform that empowers businesses and individuals alike. To learn more or explore opportunities with the *Unity Crest Solutions team*, visit UnityCrestSolutions.com, where they continue to help organizations and people succeed.



About Unity Crest Solutions

At *Unity Crest Solutions*, our mission is clear: *Unite, Educate, and Innovate*. We stand at the forefront of *technological* and *educational* innovation, solving global business challenges with strategic, cutting-edge solutions. Founded on the core principles of *accessibility, efficiency, and continuous improvement*, Unity Crest has become a driving force in transforming industries and empowering organizations across diverse sectors.

Our team of visionary leaders—experts in *AI development, offshoring strategies, and comprehensive marketing*—is committed to delivering *tangible results* that boost progress and profitability. We specialize in *workforce empowerment*, offering tailored solutions to equip professionals and organizations with the tools they need to thrive in today's fast-paced global marketplace.

Unite, Educate, and Innovate

At Unity Crest, we believe in the power of *unity and education* to drive innovation. By bringing together *teams, technology, and knowledge*, we empower our clients to seize new opportunities and foster long-term growth.

Our Expertise Includes:

- *AI Development & Integration*: Leverage artificial intelligence to optimize your operations, enhance decision-making, and gain a long-lasting competitive edge.
- *Offshoring Strategy*: Seamlessly integrate global talent into your business model to boost efficiency, lower operational costs, and improve flexibility.
- *SAP Implementation*: Streamline and enhance your business processes with seamless SAP integration, ensuring better decision-making and operational transparency.
- *Comprehensive Marketing Solutions*: From data-driven marketing strategies to full-scale execution, we amplify your brand's presence and drive measurable results.
- *Adult Education Programs*: Equip your workforce with the skills they need to excel, using customized, impactful training programs tailored to your specific business needs.
- *Business Process Outsourcing*: Delegate key business functions to our expert teams, allowing you to focus on strategic growth while improving overall operational efficiency.

Global Reach, Local Expertise

With offices in *North America* and *South Asia*, Unity Crest Solutions provides localized solutions with a *global mindset*. Whether you're streamlining operations or scaling your business, we have the expertise to meet your needs.

Let's Work Together

Ready to *unite* your resources, *educate* your workforce, and *innovate* for the future? Visit UnityCrestSolutions.com to learn more and start a conversation about your path to success.



Disclaimer

At *Journeyman Study Guide*, we're committed to helping you succeed in your trade, but there are a few key points to understand before using our resources. This guide is designed to *supplement* your exam preparation and does not replace the *official study materials* provided by your state's licensing board, trade union, or other certifying bodies. While we've aligned our content with general U.S. trade standards, it's important to recognize that *certification requirements vary by state*, and specific regulations may differ based on your jurisdiction.

The questions, answers, and explanations provided are intended to help you gain a broader understanding of trade concepts and common exam formats. However, these materials are *general study aids* and do not guarantee a passing score on any official certification exam. Your success depends on factors such as your *practical experience, study habits*, and use of official resources from your state or certifying body. For best results, we recommend using this guide alongside the most current materials issued by your local authorities.

Journeyman Study Guide and *Unity Crest Solutions Inc.* are not responsible for any inaccuracies, updates, or changes in exam content, regulations, or certification processes that may occur after publication. It is your responsibility to stay informed of any updates or changes to your trade's certification process. Always refer to your state's *regulatory board, trade union, or official exam providers* for the most accurate and up-to-date information.

This guide is intended for *educational purposes only* and is not a substitute for formal trade education, apprenticeship programs, or other accredited training. *Hands-on experience* and *formal training* are essential components of trade certification, and this guide is meant to complement—not replace—those elements.

By using this guide, you acknowledge that *Journeyman Study Guide, Unity Crest Solutions Inc., its employees, partners, and affiliates* provide study aids and practice materials only and cannot guarantee exam results, certification, or employment. *Journeyman Study Guide, Unity Crest Solutions Inc.*, and the authors are not responsible for any outcomes related to your licensing, certification, or employment based on your use of this guide. The content within this guide is provided "*as is*" without warranties, either express or implied.

Indemnification

By using this guide, you agree to indemnify and hold harmless *Journeyman Study Guide, Unity Crest Solutions Inc., its employees, partners, authors, and affiliates* from any claims, damages, liabilities, or expenses, including legal fees, arising from your use of this guide or your reliance on its content.

All content in this guide, including questions, answers, and explanations, is the *intellectual property* of *Journeyman Study Guide* and *Unity Crest Solutions Inc.* Unauthorized reproduction or distribution of this material without consent is prohibited and may result in legal action.

We're here to support your journey toward becoming a certified tradesperson. However, your success ultimately depends on your own effort, practical experience, and thorough preparation with official resources.



Unlock Your Potential With the Journeyman Study Guide

Embark on a journey to excellence in your trade with the Journeyman Study Guide, an essential resource for aspiring tradespeople. This guide is meticulously crafted to provide you with the knowledge and skills required to succeed on the Journeyman exam. Whether you're a seasoned professional or new to the field, this guide offers valuable insights to enhance your understanding and boost your confidence.

What's Inside:

- **Detailed Overviews** of potential exam formats and key concepts.
- **Practical Tips** for effective study habits and exam strategies.
- **Practice Questions** to test your knowledge and sharpen your skills.

Tailored to Your Needs:

Our guide is specifically designed for a variety of trades across all Canadian provinces, ensuring you receive the most relevant and comprehensive information possible.

Testimonials:

"As an apprentice, the Journeyman Study Guide made complex topics manageable, boosting my confidence, income and career." - Emily Tran, Apprentice Carpenter

"Adapting to Canadian standards was really hard, but the guide bridged the gap between my previous experiences and Canadian requirements." - Ahmed Al-Sayed, Plumber, originally from Egypt

"As an instructor, I find the Journeyman Study Guide aligns well with the curriculum and significantly aids my students." - Derek Smith, Welding Instructor

A Companion, Not a Substitute:

Remember, the Journeyman Study Guide is a tool to complement your study regimen. For optimal results, use this guide in conjunction with the latest official materials issued by government authorities.


Are You Ready to Take the Next Step?

With the Journeyman Study Guide in hand, you are well-equipped to tackle the challenges of the exam and step confidently into your career as a certified tradesperson.

Join thousands of successful tradespeople who have advanced their careers with our guide.

Your journey to becoming Journeyman certified starts here!

Visit us at JourneymanStudyGuide.com today.



**UNITY
CREST
SOLUTIONS INC.**
UnityCrestSolutions.com