


# JOURNEYMAN STUDY GUIDE METAL FABRICATOR FITTER YEAR 2

**SAMPLE**  
250 EXAM PREP QUESTIONS,  
WITH EXPLAINED ANSWERS



APPRENTICES | INSTRUCTORS | INSTITUTES

[JourneymanStudyGuide.com](http://JourneymanStudyGuide.com)

UNITY CREST SOLUTIONS INC.

## Who Is Journeyman Study Guide For?

Welcome to *Journeyman Study Guide*—your key to unlocking success in your trade, earning the recognition you deserve, and building a solid career in America. Whether you're an apprentice just starting out, a seasoned professional, or someone new to the country and adjusting to U.S. trade standards, this guide is designed to complement your learning and support you along the way. While it provides valuable insights and resources, it's not a substitute for official materials required for certification.

## How We Help You Succeed

1. *Apprentices*: Looking to kickstart your career? Our study guides and practice tests will help you build the foundational skills you need to succeed.
2. *Tradespeople*: New to the U.S. or advancing in your career? We offer detailed questions, answers, and explanations to help you understand industry standards and excel in your work.
3. *Instructors*: Need reliable teaching tools? Our question banks and online tests are great for guiding your students through trade concepts and preparing them for certification.
4. *Educational Institutions*: Looking for tailored materials? Our study guides, quizzes, and exams are designed to fit into your existing curriculum, offering valuable resources for students.
5. *Unions*: Searching for effective ways to train your members? Our easy-to-follow format ensures that each member gains the knowledge they need to thrive in their trade.

## What Journeyman Study Guide Offers:

1. *Tailored Study Guides*: Access the core knowledge you need, whether you're preparing for your exam, familiarizing yourself with U.S. trade standards, or simply refining your trade skills.
2. *Real-World Practice Tests*: Simulate actual exam conditions with online tests that help you measure your progress and improve your job-ready skills.
3. *Skill-Building Question Banks*: Strengthen your understanding with questions that not only prepare you for the exam but also help you master key concepts in your day-to-day work.
4. *In-Depth Explanations*: Get detailed explanations for each answer, helping you understand not just how, but why, the answers are correct—improving both test results and practical knowledge.
5. *Additional Learning Resources*: Dive into supplementary guides on topics like math, safety protocols, and management strategies that are valuable for both certification and long-term career growth.



## Tools for Your Success

Each of these resources is crafted to ensure you're fully prepared for your Journeyman exam and ready to excel in your trade. From gaining core knowledge with our tailored study guides to testing your skills with real-world practice exams, we provide everything you need to boost your understanding. Our in-depth explanations clarify key concepts, while additional learning resources like math, safety, and management guides give you the tools to succeed in your career and continue growing as a tradesperson.

## How to Use This Guide

The *Journeyman Study Guide* is a *helpful tool* designed to complement your preparation for certification exams. While it includes practice questions, explanations, and supplementary resources, it's important to use this guide *alongside your official study materials* and hands-on training. The more you combine this guide with your practical experience and state-approved coursework, the better prepared you'll be for both your exam and your career in the trade.

## Ready to Take the First Step Toward Success?

Don't let anything hold you back. Visit *JourneymanStudyGuide.com* to unlock the resources that will elevate your skills, boost your confidence, and secure the income and recognition you deserve. Whether you're an apprentice, a tradesperson, or an instructor, our *online tests, questions and answers, and detailed explanations* are designed to help you at every stage of your career. *Remember, this guide is a tool to help you succeed—it works best when paired with hands-on learning and official materials.*

Thousands of tradespeople have already transformed their careers, increased their income, and improved their lives with the *Journeyman Study Guide*.

Don't wait—join them today and take the next step toward your success!



## Why Journeyman Study Guide?

We're committed to making trade education *accessible, flexible, and affordable* to anyone in America. You don't need to worry about the high cost of learning—we believe nothing should stop you from earning top wages in your trade.

This guide isn't just a quick fix—it's a tool designed to *highlight your strengths, pinpoint areas for improvement, and focus your efforts* where they matter most. Whether you choose our *online tests, questions and answers, or detailed explanations*, you'll get the right tools to prepare for whatever challenges lie ahead. *However, it's not a replacement for official training or certification resources.*

## Success Stories from Real People

We've helped thousands of tradespeople—apprentices, seasoned professionals, and those new to America—gain the confidence and skills needed to pass their exams and advance their careers.

Here's what some of our users have to say:

"The *online tests* in the Journeyman Study Guide were a game-changer. They gave me a clear sense of what to expect on the exam, and the *questions and answers* helped me focus on exactly what I needed to improve, especially in areas I had struggled with before."

— Jessica Taylor, Apprentice Ironworker

"Journeyman's *questions, answers, and explanations* made it easier for me to understand the trade standards here in the U.S. The *detailed explanations* filled gaps in my knowledge and gave me the confidence to pass my exams."

— Carlos Ramirez, Electrician, originally from Mexico

"As a union instructor, I rely on the *Journeyman Study Guide's question and answer sections* to reinforce my students' learning. The *online tests* are a great way to track their progress and make sure they're ready for the real exam."

— John Davis, Union Welding Instructor

## Ready to Start Your Own Success Story?

Don't just read about others' achievements—take the first step towards your own career growth. Whether you're preparing for your exam or looking to sharpen your trade skills, *Journeyman Study Guide* has the tools to help you succeed.

Visit [JourneymanStudyGuide.com](http://JourneymanStudyGuide.com) and get started today!



## What This Book Will Teach You

This isn't just about reading and memorizing; it's about *preparing* you for real-world challenges. At Journeyman Study Guide, we've helped thousands of people pass their exams and advance their careers. But the truth is—success takes more than book smarts. Here's what you need to know:

1. *It's not easy:* Becoming a certified journeyman requires hard work, patience, and a real dedication to learning. This guide will help you navigate the complexity, but the journey itself requires you to commit to the process. At the end, you'll not only have earned your certification but also be in a stronger position for long-term success in your career.
2. *You will need to put in effort:* Our practice tests, questions, and explanations are incredibly useful, but they can only get you so far without your own effort. You need to engage with the material and be prepared to revisit concepts to fully understand them. This preparation will also help you manage test anxiety and give you the tools to stay focused and confident when exam day comes.
3. *It's hands-on:* While this guide provides the foundational knowledge and key concepts, your true growth comes from hands-on experience in the trade. This guide is designed to complement that experience and help you feel more prepared on the job. By understanding the 'why' behind the work, you'll find yourself better equipped for both the exam and your everyday trade responsibilities.

*Our online tests and question and answer sections* are here to help you feel confident, prepared, and capable, but remember—they're meant to *complement*, not replace, the hands-on training you'll need to master your trade and succeed in certification.

## What This Guide Is and Isn't

Before you dive into the resources, it's important to know that *Journeyman Study Guide* is a *helpful tool* designed to prepare you for your exam by offering practice questions, answers, and explanations similar to what you may encounter. However, *state requirements vary*, and this guide should be used *alongside official state or industry resources* to ensure you're fully prepared.



## Disclaimer

Journeyman Study Guide is designed to *supplement* your preparation for certification exams and *does not replace* official materials provided by your state's *licensing board, union, or certifying body*. While we provide valuable tools like *questions and answers* and *online tests*, success on your certification exam depends on multiple factors, including *hands-on experience, study habits, and use of official resources*.

We are not responsible for any changes in exam content or state regulations that occur after publication. For the latest, most accurate information, always check with your *state regulatory board or certifying authority*.

By using this guide, you agree that *Journeyman Study Guide*, its authors, and affiliates are *not liable* for any exam results, certification outcomes, or employment-related issues. This guide is provided as a *general study tool* and cannot guarantee success on your exam.


## Indemnification

By using this guide, you agree to indemnify and hold harmless *Journeyman Study Guide* and Unity Crest Solutions, its authors, and affiliates from any claims, damages, or liabilities arising from your use of this guide.

## Unlock Your Potential Today

Your future in the trades starts with *Journeyman Study Guide*. We're here to give you the knowledge and confidence to pass your certification exams and build a successful career. Whether you're an apprentice or experienced tradesperson, our *study guides, online tests, and questions with explanations* are designed to help you at every stage of your journey.

Visit [JourneymanStudyGuide.com](http://JourneymanStudyGuide.com) and take the next step toward success.



# QUESTIONS



## Year 2: Intermediate Metal Fabrication Techniques

### Subject 3. Structural Assembly Techniques

#### **1. What tool is used for bolt tightening?**

- a) Torque wrench
- b) Screwdriver
- c) Chisel
- d) Hammer

**Correct Answer: a) Torque wrench**

**Explanation:** A torque wrench is specifically designed to apply a precise amount of torque to a fastener, such as a bolt. This ensures that the bolts are tightened to the manufacturer's specifications, preventing damage to the components and ensuring structural integrity in metal assemblies.

#### **2. What is a common fastener used in metalwork?**

- a) Nail
- b) Rivet
- c) Clip
- d) Screw

**Correct Answer: b) Rivet**

**Explanation:** Rivets are commonly used in metal fabrication as they provide a permanent fastening solution. They are especially suited for structural applications where high strength and durability are required. Unlike screws or nails, rivets do not require threading and create a strong, lasting bond.

#### **3. What is the purpose of tack welding?**

- a) Electrical connection
- b) Surface decoration
- c) Temporary holding
- d) Permanent joining

**Correct Answer: c) Temporary holding**

**Explanation:** Tack welding is used to temporarily hold metal components in place before final welding. This technique allows the Metal Fabricator - Fitter to ensure proper alignment and fit of parts, reducing the risk of misalignment during the final welding process, which is crucial for structural integrity.





#### 4. Which metal is commonly riveted?

- a) Glass
- b) Aluminum
- c) Plastic
- d) Wood

**Correct Answer: b) Aluminum**

**Explanation:** Aluminum is frequently used in riveted assemblies due to its lightweight and excellent corrosion resistance. Its properties make it ideal for various structural applications, particularly in aerospace and automotive industries, where strength-to-weight ratio is critical.

#### 5. What does bolt grade indicate?

- a) Size and color
- b) Strength and material
- c) Shape and design
- d) Length and diameter

**Correct Answer: b) Strength and material**

**Explanation:** Bolt grades are used to indicate the strength and material composition of the bolt. Higher grade bolts can withstand greater loads and stresses, making them suitable for critical structural applications. Understanding bolt grades is essential for the Metal Fabricator - Fitter to ensure safety and reliability.

#### 6. What is the first step in assembly?

- a) Painting parts
- b) Finishing surfaces
- c) Cutting metal
- d) Aligning components

**Correct Answer: d) Aligning components**

**Explanation:** The first step in any structural assembly is aligning the components accurately. Proper alignment ensures that all parts fit together correctly, which is crucial for achieving the desired structural performance. Misalignment can lead to weaknesses and failures in the final structure.



**7. What type of joint is used in welding?**

- a) T-joint
- b) All of the above
- c) Lap joint
- d) Butt joint

**Correct Answer: b) All of the above**

**Explanation:** A variety of joints can be used in welding, including butt joints, lap joints, and T-joints. Each joint type serves different structural purposes and is chosen based on the specific application requirements. Understanding these joints is essential for the Metal Fabricator - Fitter when designing welded assemblies.

**8. What tool is used to drill holes?**

- a) Drill
- b) Grinder
- c) Saw
- d) Sander

**Correct Answer: a) Drill**

**Explanation:** A drill is an essential tool for creating holes in metal components. It allows the Metal Fabricator - Fitter to prepare parts for fastening, whether by bolts, rivets, or other methods. Proper drilling techniques ensure accuracy and prevent damage to the materials.

**9. What does a rivet consist of?**

- a) Head and shank
- b) Nut and bolt
- c) Plate and screw
- d) Washer and pin

**Correct Answer: a) Head and shank**

**Explanation:** A rivet consists of two main parts: the head and the shank. The head is the larger, flat part that holds the rivet in place, while the shank is the cylindrical body that is inserted through the materials being joined. Understanding these components is vital for effective riveting.



**10. What is the role of washers?**

- a) Increase friction
- b) Enhance grip
- c) Distribute load
- d) Prevent rust

**Correct Answer: c) Distribute load**

**Explanation:** Washers are used to distribute the load of a fastener over a larger area, which prevents damage to the material and reduces the risk of loosening. They are an important component in bolted assemblies, as they help maintain structural integrity over time.

**11. What should be checked before assembly?**

- a) Texture of surfaces
- b) Weight of components
- c) Alignment and fit
- d) Color of parts

**Correct Answer: c) Alignment and fit**

**Explanation:** Before assembly, it is crucial to check the alignment and fit of the components. Ensuring that all parts fit together properly prevents issues during the fastening process and helps maintain the structural integrity of the completed assembly, making it essential for the Metal Fabricator - Fitter.

**12. What is used to secure rivets?**

- a) Hammer
- b) Screwdriver
- c) Drill
- d) Wrench

**Correct Answer: a) Hammer**

**Explanation:** Rivets are typically secured using a hammer or a riveting tool that deforms the end of the rivet to create a permanent joint. This process is essential for ensuring that the rivet holds the components together securely, which is crucial for structural applications.



**13. Which welding method is commonly used?**

- a) Laser cutting
- b) Woodworking
- c) CNC milling
- d) MIG welding

**Correct Answer: d) MIG welding**

**Explanation:** MIG welding, or Metal Inert Gas welding, is one of the most commonly used welding methods in the metal fabrication industry. It provides a fast and efficient way to join metal components, making it a preferred choice for many structural projects undertaken by the Metal Fabricator - Fitter.

**14. What is the purpose of a clamp?**

- a) Measure length
- b) Cut metal
- c) Polish surfaces
- d) Hold parts together

**Correct Answer: d) Hold parts together**

**Explanation:** Clamps are used to hold metal parts together securely during assembly or welding. They ensure that components remain aligned and in place as the Metal Fabricator - Fitter works on the assembly, which is crucial for achieving the desired accuracy and structural strength.

**15. What type of rivet is commonly used?**

- a) Solid rivet
- b) Plastic rivet
- c) Nail rivet
- d) Threaded rivet

**Correct Answer: a) Solid rivet**

**Explanation:** Solid rivets are the most commonly used type of rivets in metal assembly. They provide a durable and strong connection, making them ideal for structural applications. The Metal Fabricator - Fitter must understand how to properly install solid rivets to ensure the strength of the assembly.



**16. What is the benefit of using bolts?**

- a) Heavyweight
- b) Easy to remove
- c) Requires no tools
- d) Decorative

**Correct Answer: b) Easy to remove**

**Explanation:** One of the primary benefits of using bolts in metal assembly is that they can be easily removed and replaced if necessary. This feature is particularly useful in structural projects where maintenance may be required over time, allowing the Metal Fabricator - Fitter to make adjustments as needed.

**17. What is a common method for joint assembly?**

- a) Gluing
- b) Welding
- c) Painting
- d) Sanding

**Correct Answer: b) Welding**

**Explanation:** Welding is a common method used to join metal components in structural assembly. It creates a strong, permanent bond between the parts, which is essential for maintaining the integrity and strength of the structure. The Metal Fabricator - Fitter must be skilled in various welding techniques.

**18. Which fastener is permanent?**

- a) Screw
- b) Rivet
- c) Bolt
- d) Nut

**Correct Answer: b) Rivet**

**Explanation:** Rivets are considered permanent fasteners because once installed, they cannot be removed without damaging the materials being joined. This characteristic makes them ideal for structural applications where a strong, lasting bond is required, an important aspect for the Metal Fabricator - Fitter to understand.



**19. How should metal parts be cleaned?**

- a) Abrasive scrubber
- b) Water only
- c) Paint thinner
- d) Solvent or degreaser

**Correct Answer: d) Solvent or degreaser**

**Explanation:** Metal parts should be cleaned using a solvent or degreaser to remove oils, grease, and contaminants before assembly. This cleaning process is crucial for ensuring that the fasteners can create a strong bond and that welding occurs effectively, contributing to the overall quality of the structural assembly.

**20. What is the purpose of pre-drilling?**

- a) To ensure alignment
- b) To avoid splitting
- c) To decorate
- d) To measure length

**Correct Answer: b) To avoid splitting**

**Explanation:** Pre-drilling holes in metal components helps to avoid splitting and cracking during the fastening process. This technique also allows for easier insertion of bolts or rivets, ensuring that the Metal Fabricator - Fitter can achieve precise and secure assemblies without damaging the materials.

**21. What is a common size for bolts?**

- a) 10 yd / 9.14 m
- b) 5 inches / 12.7 cm
- c) 1/4 inches / 10.16 cm
- d) 1 ft / 0.3 m

**Correct Answer: c) 1/4 inches / 10.16 cm**

**Explanation:** A common size for bolts in metal fabrication is 1/4 inches / 10.16 cm. This size is frequently used for various structural applications, and understanding bolt sizes is essential for the Metal Fabricator - Fitter to ensure compatibility with the components being assembled.



**22. What is the importance of gap filling?**

- a) Preventing rust
- b) Aesthetic detail
- c) Decorative purpose
- d) Strengthening joints

**Correct Answer: d) Strengthening joints**

**Explanation:** Gap filling between metal components during assembly is important for strengthening joints and preventing any potential weaknesses in the structure. Proper gap filling ensures that fasteners like bolts and rivets can be effectively utilized, enhancing the overall integrity of the assembly.

**23. What is the purpose of a blueprint?**

- a) Decorative item
- b) None of the above
- c) Assembly instruction
- d) Measurement guide

**Correct Answer: c) Assembly instruction**

**Explanation:** A blueprint serves as an assembly instruction that provides detailed information about the dimensions, materials, and assembly process for a project. The Metal Fabricator - Fitter uses blueprints to ensure that all components are correctly aligned and fastened according to design specifications.

**24. What is a common cause of joint failure?**

- a) Incorrect alignment
- b) Under-tightening
- c) All of the above
- d) Over-tightening

**Correct Answer: c) All of the above**

**Explanation:** Joint failure can occur due to various factors, including over-tightening, under-tightening, and incorrect alignment of components. These issues can compromise the strength and stability of the assembly, making it essential for the Metal Fabricator - Fitter to be aware of these potential pitfalls during the assembly process.



**25. What should be done with leftover materials?**

- a) Discard randomly
- b) Ignore
- c) Burn
- d) Recycle properly

**Correct Answer: d) Recycle properly**

**Explanation:** Leftover materials from metal fabrication should be recycled properly to reduce waste and promote environmental sustainability. The Metal Fabricator - Fitter can contribute to eco-friendly practices by ensuring that scrap metal is processed appropriately, supporting resource conservation and responsible manufacturing practices.





Subject - 1

- 1). (A) (B) (C) (D)      6). (A) (B) (C) (D)      11). (A) (B) (C) (D)
- 2). (A) (B) (C) (D)      7). (A) (B) (C) (D)      12). (A) (B) (C) (D)
- 3). (A) (B) (C) (D)      8). (A) (B) (C) (D)      13). (A) (B) (C) (D)
- 4). (A) (B) (C) (D)      9). (A) (B) (C) (D)      14). (A) (B) (C) (D)
- 5). (A) (B) (C) (D)      10). (A) (B) (C) (D)      15). (A) (B) (C) (D)
- 16). (A) (B) (C) (D)      21). (A) (B) (C) (D)
- 17). (A) (B) (C) (D)      22). (A) (B) (C) (D)
- 18). (A) (B) (C) (D)      23). (A) (B) (C) (D)
- 19). (A) (B) (C) (D)      24). (A) (B) (C) (D)
- 20). (A) (B) (C) (D)      25). (A) (B) (C) (D)



## About the Creators:

### Bobby Bedi:

Bobby Bedi, co-creator of the Journeyman Study Guide, calls the Pacific Northwest home, where he has built an extensive career spanning more than two decades. His diverse background, which includes architecture, digital innovation, and industrial marketing, has given him a unique ability to bridge traditional industries with cutting-edge digital solutions. Bobby has worked across a spectrum of industries, from agile startups to publicly traded companies and educational platforms, bringing a depth of experience that has been crucial to the platform's success.

Bobby's precision and problem-solving skills, refined through his years in architecture, have seamlessly transitioned into his work in digital marketing and technology. Since 2006, Bobby has been at the forefront of digital innovation, applying his expertise to transform trade education. He has been instrumental in developing cutting-edge, user-friendly platforms that make learning accessible across the globe, combining technology with education to create impactful online experiences.

As co-creator of the platform, Bobby also plays a key role in the industrial sector, where he helps companies scale by leveraging his expertise in digital marketing and business strategy. His dedication to making education affordable and impactful has driven the growth of the Journeyman Study Guide, ensuring that individuals at every stage of their careers have access to quality learning tools.

### Kris McFarlane:

Kris McFarlane, co-creator of the Journeyman Study Guide, has over two decades of experience in business development, education, and the trades. Based in the Pacific Northwest, Kris has worked with a range of organizations—from agile startups to publicly traded companies—driving business growth and developing successful strategies across industries. His expertise in scaling businesses and creating educational platforms has been key to the guide's reach and effectiveness.

Kris's deep roots in the trades and industrial sector, paired with his extensive experience in business development, give him a unique ability to understand both the practical and strategic needs of companies and individuals. His leadership and ability to mentor others have helped shape the platform, making it a go-to resource for tradespeople seeking career advancement and certification.

Having struggled with traditional education early in life, Kris understands the importance of making learning accessible for everyone. His passion for empowering others, especially those who feel underserved by conventional education systems, is reflected in every aspect of the Journeyman Study Guide. Kris's work is driven by a commitment to helping aspiring tradespeople succeed in their careers through affordable, practical, and accessible learning resources.

## Work with the Creators

As co-creators of the Journeyman Study Guide, Bobby Bedi and Kris McFarlane draw from extensive experience working with agile startups, publicly traded companies, and education platforms. Their combined expertise has shaped a platform that empowers businesses and individuals alike. To learn more or explore opportunities with the *Unity Crest Solutions team*, visit [UnityCrestSolutions.com](https://UnityCrestSolutions.com), where they continue to help organizations and people succeed.



## About Unity Crest Solutions

At *Unity Crest Solutions*, our mission is clear: *Unite, Educate, and Innovate*. We stand at the forefront of *technological* and *educational* innovation, solving global business challenges with strategic, cutting-edge solutions. Founded on the core principles of *accessibility, efficiency, and continuous improvement*, Unity Crest has become a driving force in transforming industries and empowering organizations across diverse sectors.

Our team of visionary leaders—experts in *AI development, offshoring strategies, and comprehensive marketing*—is committed to delivering *tangible results* that boost progress and profitability. We specialize in *workforce empowerment*, offering tailored solutions to equip professionals and organizations with the tools they need to thrive in today's fast-paced global marketplace.

## Unite, Educate, and Innovate

At Unity Crest, we believe in the power of *unity and education* to drive innovation. By bringing together *teams, technology, and knowledge*, we empower our clients to seize new opportunities and foster long-term growth.

## Our Expertise Includes:

- *AI Development & Integration*: Leverage artificial intelligence to optimize your operations, enhance decision-making, and gain a long-lasting competitive edge.
- *Offshoring Strategy*: Seamlessly integrate global talent into your business model to boost efficiency, lower operational costs, and improve flexibility.
- *SAP Implementation*: Streamline and enhance your business processes with seamless SAP integration, ensuring better decision-making and operational transparency.
- *Comprehensive Marketing Solutions*: From data-driven marketing strategies to full-scale execution, we amplify your brand's presence and drive measurable results.
- *Adult Education Programs*: Equip your workforce with the skills they need to excel, using customized, impactful training programs tailored to your specific business needs.
- *Business Process Outsourcing*: Delegate key business functions to our expert teams, allowing you to focus on strategic growth while improving overall operational efficiency.

## Global Reach, Local Expertise

With offices in *North America* and *South Asia*, Unity Crest Solutions provides localized solutions with a *global mindset*. Whether you're streamlining operations or scaling your business, we have the expertise to meet your needs.

## Let's Work Together

Ready to *unite* your resources, *educate* your workforce, and *innovate* for the future? Visit [UnityCrestSolutions.com](http://UnityCrestSolutions.com) to learn more and start a conversation about your path to success.



## Disclaimer

At *Journeyman Study Guide*, we're committed to helping you succeed in your trade, but there are a few key points to understand before using our resources. This guide is designed to *supplement* your exam preparation and does not replace the *official study materials* provided by your state's licensing board, trade union, or other certifying bodies. While we've aligned our content with general U.S. trade standards, it's important to recognize that *certification requirements vary by state*, and specific regulations may differ based on your jurisdiction.

The questions, answers, and explanations provided are intended to help you gain a broader understanding of trade concepts and common exam formats. However, these materials are *general study aids* and do not guarantee a passing score on any official certification exam. Your success depends on factors such as your *practical experience*, *study habits*, and use of official resources from your state or certifying body. For best results, we recommend using this guide alongside the most current materials issued by your local authorities.

*Journeyman Study Guide* and *Unity Crest Solutions Inc.* are not responsible for any inaccuracies, updates, or changes in exam content, regulations, or certification processes that may occur after publication. It is your responsibility to stay informed of any updates or changes to your trade's certification process. Always refer to your state's *regulatory board*, *trade union*, or *official exam providers* for the most accurate and up-to-date information.

This guide is intended for *educational purposes only* and is not a substitute for formal trade education, apprenticeship programs, or other accredited training. *Hands-on experience* and *formal training* are essential components of trade certification, and this guide is meant to complement—not replace—those elements.

By using this guide, you acknowledge that *Journeyman Study Guide*, *Unity Crest Solutions Inc.*, its *employees*, *partners*, and *affiliates* provide study aids and practice materials only and cannot guarantee exam results, certification, or employment. *Journeyman Study Guide*, *Unity Crest Solutions Inc.*, and the authors are not responsible for any outcomes related to your licensing, certification, or employment based on your use of this guide. The content within this guide is provided "*as is*" without warranties, either express or implied.

## Indemnification

By using this guide, you agree to indemnify and hold harmless *Journeyman Study Guide*, *Unity Crest Solutions Inc.*, its *employees*, *partners*, *authors*, and *affiliates* from any claims, damages, liabilities, or expenses, including legal fees, arising from your use of this guide or your reliance on its content.

All content in this guide, including questions, answers, and explanations, is the *intellectual property* of *Journeyman Study Guide* and *Unity Crest Solutions Inc.* Unauthorized reproduction or distribution of this material without consent is prohibited and may result in legal action.

We're here to support your journey toward becoming a certified tradesperson. However, your success ultimately depends on your own effort, practical experience, and thorough preparation with official resources.



# Unlock Your Potential With the Journeyman Study Guide

Embark on a journey to excellence in your trade with the Journeyman Study Guide, an essential resource for aspiring tradespeople. This guide is meticulously crafted to provide you with the knowledge and skills required to succeed on the Journeyman exam. Whether you're a seasoned professional or new to the field, this guide offers valuable insights to enhance your understanding and boost your confidence.

## What's Inside:

- **Detailed Overviews** of potential exam formats and key concepts.
- **Practical Tips** for effective study habits and exam strategies.
- **Practice Questions** to test your knowledge and sharpen your skills.

## Tailored to Your Needs:

Our guide is specifically designed for a variety of trades across all Canadian provinces, ensuring you receive the most relevant and comprehensive information possible.

## Testimonials:

"As an apprentice, the Journeyman Study Guide made complex topics manageable, boosting my confidence, income and career." - Emily Tran, Apprentice Carpenter

"Adapting to Canadian standards was really hard, but the guide bridged the gap between my previous experiences and Canadian requirements." - Ahmed Al-Sayed, Plumber, originally from Egypt

"As an instructor, I find the Journeyman Study Guide aligns well with the curriculum and significantly aids my students." - Derek Smith, Welding Instructor

## A Companion, Not a Substitute:

Remember, the Journeyman Study Guide is a tool to complement your study regimen. For optimal results, use this guide in conjunction with the latest official materials issued by government authorities.


## Are You Ready to Take the Next Step?

With the Journeyman Study Guide in hand, you are well-equipped to tackle the challenges of the exam and step confidently into your career as a certified tradesperson.

**Join thousands of successful tradespeople who have advanced their careers with our guide.**

**Your journey to becoming Journeyman certified starts here!**

Visit us at [JourneymanStudyGuide.com](http://JourneymanStudyGuide.com) today.



**UNITY  
CREST  
SOLUTIONS INC.**  
UnityCrestSolutions.com