


# JOURNEYMAN STUDY GUIDE PLUMBER

## YEAR 3

**250 EXAM PREP QUESTIONS,  
WITH EXPLAINED ANSWERS**



APPRENTICES | INSTRUCTORS | INSTITUTES

[JourneymanStudyGuide.com](http://JourneymanStudyGuide.com)

UNITY CREST SOLUTIONS INC.

## Who Is Journeyman Study Guide For?

Welcome to *Journeyman Study Guide*—your key to unlocking success in your trade, earning the recognition you deserve, and building a solid career in America. Whether you're an apprentice just starting out, a seasoned professional, or someone new to the country and adjusting to U.S. trade standards, this guide is designed to complement your learning and support you along the way. While it provides valuable insights and resources, it's not a substitute for official materials required for certification.

## How We Help You Succeed

1. *Apprentices*: Looking to kickstart your career? Our study guides and practice tests will help you build the foundational skills you need to succeed.
2. *Tradespeople*: New to the U.S. or advancing in your career? We offer detailed questions, answers, and explanations to help you understand industry standards and excel in your work.
3. *Instructors*: Need reliable teaching tools? Our question banks and online tests are great for guiding your students through trade concepts and preparing them for certification.
4. *Educational Institutions*: Looking for tailored materials? Our study guides, quizzes, and exams are designed to fit into your existing curriculum, offering valuable resources for students.
5. *Unions*: Searching for effective ways to train your members? Our easy-to-follow format ensures that each member gains the knowledge they need to thrive in their trade.

## What Journeyman Study Guide Offers:

1. *Tailored Study Guides*: Access the core knowledge you need, whether you're preparing for your exam, familiarizing yourself with U.S. trade standards, or simply refining your trade skills.
2. *Real-World Practice Tests*: Simulate actual exam conditions with online tests that help you measure your progress and improve your job-ready skills.
3. *Skill-Building Question Banks*: Strengthen your understanding with questions that not only prepare you for the exam but also help you master key concepts in your day-to-day work.
4. *In-Depth Explanations*: Get detailed explanations for each answer, helping you understand not just how, but why, the answers are correct—improving both test results and practical knowledge.
5. *Additional Learning Resources*: Dive into supplementary guides on topics like math, safety protocols, and management strategies that are valuable for both certification and long-term career growth.



## Tools for Your Success

Each of these resources is crafted to ensure you're fully prepared for your Journeyman exam and ready to excel in your trade. From gaining core knowledge with our tailored study guides to testing your skills with real-world practice exams, we provide everything you need to boost your understanding. Our in-depth explanations clarify key concepts, while additional learning resources like math, safety, and management guides give you the tools to succeed in your career and continue growing as a tradesperson.

## How to Use This Guide

The *Journeyman Study Guide* is a *helpful tool* designed to complement your preparation for certification exams. While it includes practice questions, explanations, and supplementary resources, it's important to use this guide *alongside your official study materials* and hands-on training. The more you combine this guide with your practical experience and state-approved coursework, the better prepared you'll be for both your exam and your career in the trade.

## Ready to Take the First Step Toward Success?

Don't let anything hold you back. Visit *JourneymanStudyGuide.com* to unlock the resources that will elevate your skills, boost your confidence, and secure the income and recognition you deserve. Whether you're an apprentice, a tradesperson, or an instructor, our *online tests, questions and answers, and detailed explanations* are designed to help you at every stage of your career. *Remember, this guide is a tool to help you succeed—it works best when paired with hands-on learning and official materials.*

Thousands of tradespeople have already transformed their careers, increased their income, and improved their lives with the *Journeyman Study Guide*.

Don't wait—join them today and take the next step toward your success!



## Why Journeyman Study Guide?

We're committed to making trade education *accessible, flexible, and affordable* to anyone in America. You don't need to worry about the high cost of learning—we believe nothing should stop you from earning top wages in your trade.

This guide isn't just a quick fix—it's a tool designed to *highlight your strengths, pinpoint areas for improvement, and focus your efforts* where they matter most. Whether you choose our *online tests, questions and answers, or detailed explanations*, you'll get the right tools to prepare for whatever challenges lie ahead. *However, it's not a replacement for official training or certification resources.*

## Success Stories from Real People

We've helped thousands of tradespeople—apprentices, seasoned professionals, and those new to America—gain the confidence and skills needed to pass their exams and advance their careers.

Here's what some of our users have to say:

"The *online tests* in the Journeyman Study Guide were a game-changer. They gave me a clear sense of what to expect on the exam, and the *questions and answers* helped me focus on exactly what I needed to improve, especially in areas I had struggled with before."

— Jessica Taylor, Apprentice Ironworker

"Journeyman's *questions, answers, and explanations* made it easier for me to understand the trade standards here in the U.S. The *detailed explanations* filled gaps in my knowledge and gave me the confidence to pass my exams."

— Carlos Ramirez, Electrician, originally from Mexico

"As a union instructor, I rely on the *Journeyman Study Guide's question and answer sections* to reinforce my students' learning. The *online tests* are a great way to track their progress and make sure they're ready for the real exam."

— John Davis, Union Welding Instructor

## Ready to Start Your Own Success Story?

Don't just read about others' achievements—take the first step towards your own career growth. Whether you're preparing for your exam or looking to sharpen your trade skills, *Journeyman Study Guide* has the tools to help you succeed.

Visit [JourneymanStudyGuide.com](http://JourneymanStudyGuide.com) and get started today!



## What This Book Will Teach You

This isn't just about reading and memorizing; it's about *preparing* you for real-world challenges. At Journeyman Study Guide, we've helped thousands of people pass their exams and advance their careers. But the truth is—success takes more than book smarts. Here's what you need to know:

1. *It's not easy:* Becoming a certified journeyman requires hard work, patience, and a real dedication to learning. This guide will help you navigate the complexity, but the journey itself requires you to commit to the process. At the end, you'll not only have earned your certification but also be in a stronger position for long-term success in your career.
2. *You will need to put in effort:* Our practice tests, questions, and explanations are incredibly useful, but they can only get you so far without your own effort. You need to engage with the material and be prepared to revisit concepts to fully understand them. This preparation will also help you manage test anxiety and give you the tools to stay focused and confident when exam day comes.
3. *It's hands-on:* While this guide provides the foundational knowledge and key concepts, your true growth comes from hands-on experience in the trade. This guide is designed to complement that experience and help you feel more prepared on the job. By understanding the 'why' behind the work, you'll find yourself better equipped for both the exam and your everyday trade responsibilities.

*Our online tests and question and answer sections* are here to help you feel confident, prepared, and capable, but remember—they're meant to *complement*, not replace, the hands-on training you'll need to master your trade and succeed in certification.

## What This Guide Is and Isn't

Before you dive into the resources, it's important to know that *Journeyman Study Guide* is a *helpful tool* designed to prepare you for your exam by offering practice questions, answers, and explanations similar to what you may encounter. However, *state requirements vary*, and this guide should be used *alongside official state or industry resources* to ensure you're fully prepared.



## Disclaimer

Journeyman Study Guide is designed to *supplement* your preparation for certification exams and *does not replace* official materials provided by your state's *licensing board, union, or certifying body*. While we provide valuable tools like *questions and answers* and *online tests*, success on your certification exam depends on multiple factors, including *hands-on experience, study habits, and use of official resources*.

We are not responsible for any changes in exam content or state regulations that occur after publication. For the latest, most accurate information, always check with your *state regulatory board or certifying authority*.

By using this guide, you agree that *Journeyman Study Guide*, its authors, and affiliates are *not liable* for any exam results, certification outcomes, or employment-related issues. This guide is provided as a *general study tool* and cannot guarantee success on your exam.

## Indemnification

By using this guide, you agree to indemnify and hold harmless *Journeyman Study Guide* and Unity Crest Solutions, its authors, and affiliates from any claims, damages, or liabilities arising from your use of this guide.

## Unlock Your Potential Today

Your future in the trades starts with *Journeyman Study Guide*. We're here to give you the knowledge and confidence to pass your certification exams and build a successful career. Whether you're an apprentice or experienced tradesperson, our *study guides, online tests, and questions with explanations* are designed to help you at every stage of your journey.

Visit [JourneymanStudyGuide.com](http://JourneymanStudyGuide.com) and take the next step toward success.



# QUESTIONS



## **Year 3: Advanced Plumbing Techniques**

### **Subject 3. Gas System Installation and Maintenance**

#### **1. What pressure should gas lines be tested at?**

- a) 15 psi / 1.03 Bar
- b) 20 psi / 1.38 Bar
- c) 10 psi / 0.69 Bar
- d) 5 psi / 0.34 Bar

**Correct Answer: c) 10 psi / 0.69 Bar**

**Explanation:** Pressure testing gas lines is crucial for ensuring safety and preventing leaks. Plumbers should typically test gas lines at 10 psi / 0.69 Bar for a duration of 15 minutes. This pressure is considered safe and effective for detecting any leaks in the system, ensuring that the installation meets safety standards.

#### **2. What tool detects gas leaks effectively?**

- a) Torque wrench
- b) Manometer
- c) Bubble solution
- d) Multimeter

**Correct Answer: c) Bubble solution**

**Explanation:** A bubble solution is a simple yet effective tool used by plumbers to detect gas leaks. When applied to the joints and connections of gas lines, bubbles will form if there is a leak. This method is widely used due to its ease of use and reliability in identifying potential hazards.

#### **3. Which material is commonly used for gas lines?**

- a) Galvanized steel
- b) Copper
- c) Polyethylene
- d) PVC

**Correct Answer: b) Copper**

**Explanation:** Copper is a commonly used material for gas line installations due to its durability and resistance to corrosion. Plumbers often choose copper because it can withstand high temperatures and pressures, making it suitable for both residential and commercial gas systems. Its flexibility also allows for ease of installation.





**4. What is the primary purpose of a gas regulator?**

- a) Control temperature
- b) Measure flow
- c) Increase pressure
- d) Decrease pressure

**Correct Answer: d) Decrease pressure**

**Explanation:** The primary purpose of a gas regulator is to decrease the pressure of the gas coming from the supply line to a safe and usable level for appliances. Plumbers must ensure that regulators are properly installed and maintained to prevent overpressure situations that could lead to dangerous leaks or explosions.

**5. Which connection type is used for gas lines?**

- a) Soldered
- b) Threaded
- c) Flared
- d) Welded

**Correct Answer: b) Threaded**

**Explanation:** Threaded connections are commonly used for gas lines, allowing for secure and leak-proof joints. Plumbers thread the ends of pipes to create a tight seal that can handle the pressures of gas flow. Proper threading techniques are essential to ensure safety and functionality in gas installations.

**6. What is the first step in gas line installation?**

- a) Measuring lengths
- b) Securing permits
- c) Cutting pipes
- d) Pressure testing

**Correct Answer: b) Securing permits**

**Explanation:** Securing permits is the first crucial step in any gas line installation process. Plumbers must adhere to local codes and regulations, ensuring that all necessary permissions are obtained before starting work. This step is vital for legal compliance and safety in gas system installations.



**7. How often should gas lines be inspected?**

- a) Weekly
- b) Daily
- c) Monthly
- d) Annually

**Correct Answer: d) Annually**

**Explanation:** Gas lines should be inspected at least annually to ensure their integrity and safety. Regular inspections allow plumbers to identify and address any potential issues, such as corrosion or leaks, before they become serious problems. This preventive maintenance is essential for the safety of gas systems in homes and businesses.

**8. What is a common sign of a gas leak?**

- a) Cold pipe
- b) Hissing sound
- c) High pressure
- d) Dark residue

**Correct Answer: b) Hissing sound**

**Explanation:** A hissing sound is a common indication of a gas leak, signaling that gas is escaping from a pipe or connection. Plumbers should be alert to this sound during inspections or while working on gas systems. Immediate action is required to locate and repair the leak to ensure safety.

**9. What does a manometer measure?**

- a) Flow rate
- b) Voltage
- c) Temperature
- d) Pressure

**Correct Answer: d) Pressure**

**Explanation:** A manometer is a device used to measure the pressure of gases in a system. Plumbers utilize manometers to ensure that gas lines are operating within the specified pressure ranges, which is crucial for both performance and safety. Accurate pressure readings help in troubleshooting and maintenance efforts.



**10. What should be done before working on gas lines?**

- a) Notify residents
- b) Ventilate area
- c) Turn off appliances
- d) All of the above

**Correct Answer: d) All of the above**

**Explanation:** Before working on gas lines, it is essential to turn off any connected appliances, notify residents of ongoing work, and ventilate the area. These precautions help prevent accidents and ensure that the plumber can work safely and effectively while minimizing the risk of gas exposure.

**11. What is the purpose of a gas shut-off valve?**

- a) Control pressure
- b) Increase flow
- c) Measure temperature
- d) Stop gas flow

**Correct Answer: d) Stop gas flow**

**Explanation:** A gas shut-off valve is designed to stop the flow of gas in a system, providing a critical safety feature. Plumbers install these valves at key locations to allow for quick shut-off in emergencies or during maintenance. Knowing how to locate and operate shut-off valves is essential for safety protocols.

**12. What type of gas is commonly used in homes?**

- a) Propane
- b) Natural gas
- c) Hydrogen
- d) Butane

**Correct Answer: b) Natural gas**

**Explanation:** Natural gas is the most commonly used gas in residential settings, providing energy for heating, cooking, and appliances. Plumbers must understand the properties and safe handling procedures for natural gas to ensure proper installation and maintenance of gas systems in homes.



**13. What is a common cause of gas line leaks?**

- a) Excessive pressure
- b) Poor installation
- c) Corrosion
- d) All of the above

**Correct Answer: d) All of the above**

**Explanation:** Gas line leaks can occur due to various reasons, including corrosion of materials, excessive pressure in the system, and poor installation practices. Plumbers need to be aware of these factors to prevent leaks during the installation and maintenance of gas lines, ensuring the safety and reliability of the gas system.

**14. What is the safe distance for gas lines from electrical sources?**

- a) 10 ft / 3.05 m
- b) 5 ft / 1.52 m
- c) 1 ft / 0.3 m
- d) 3 ft / 0.91 m

**Correct Answer: d) 3 ft / 0.91 m**

**Explanation:** Gas lines should be installed at least 3 ft / 0.91 m away from electrical sources to minimize the risk of ignition in case of a leak. Plumbers must adhere to safety codes that establish these clearances, ensuring that gas lines are installed in a way that reduces the potential for accidents.

**15. Which gas appliance requires a vent?**

- a) Gas dryer
- b) Gas stove
- c) Gas fireplace
- d) All of the above

**Correct Answer: d) All of the above**

**Explanation:** All gas appliances, including gas stoves, fireplaces, and dryers, typically require proper venting to safely expel combustion gases. Plumbers must ensure that venting systems are correctly installed and maintained to prevent dangerous gas buildup indoors, protecting the safety of residents.



**16. What should be used for sealing gas line joints?**

- a) Caulking compound
- b) Teflon tape
- c) Electrical tape
- d) Silicone sealant

**Correct Answer: b) Teflon tape**

**Explanation:** Teflon tape is commonly used to seal gas line joints, providing a leak-proof connection. Plumbers apply this tape to the threads of fittings to ensure a tight seal that can withstand gas pressure. Using the correct sealing methods is critical for maintaining the integrity of gas installations.

**17. What does an odorant in natural gas indicate?**

- a) Freshness
- b) Pressure regulation
- c) Flow measurement
- d) Leak detection

**Correct Answer: d) Leak detection**

**Explanation:** The odorant added to natural gas serves as a warning for leak detection; it has a distinct smell that is easily recognizable. Plumbers must educate clients about this odor and emphasize the importance of reporting any unusual smells immediately, as it indicates a potential gas leak that requires urgent attention.

**18. What is a key safety practice when working with gas?**

- a) All of the above
- b) Using safety goggles
- c) Wearing gloves
- d) Ensuring ventilation

**Correct Answer: a) All of the above**

**Explanation:** Key safety practices when working with gas include wearing gloves, using safety goggles, and ensuring proper ventilation. Plumbers must prioritize their safety and that of others by following these practices to minimize exposure to harmful gases and reduce the risk of accidents during installations and repairs.



**19. What is a common symptom of carbon monoxide poisoning?**

- a) Itching
- b) Fever
- c) Dizziness
- d) Coughing

**Correct Answer: c) Dizziness**

**Explanation:** Dizziness is a common symptom of carbon monoxide poisoning, which can occur due to improper ventilation of gas appliances. Plumbers must be aware of these symptoms and educate clients on the importance of regular maintenance and ventilation to prevent dangerous situations associated with gas usage in homes.

**20. What is the main purpose of gas line bonding?**

- a) Increase pressure
- b) Improve flow
- c) Prevent corrosion
- d) Grounding for safety

**Correct Answer: d) Grounding for safety**

**Explanation:** The main purpose of gas line bonding is to provide grounding for safety, preventing electrical shocks and reducing the risk of fire. Plumbers must ensure that gas lines are properly bonded to meet code requirements and enhance the overall safety of the gas system in residential and commercial settings.

**21. Which tool is essential for tightening gas fittings?**

- a) Hammer
- b) Wrench
- c) Screwdriver
- d) Pliers

**Correct Answer: b) Wrench**

**Explanation:** A wrench is an essential tool for tightening gas fittings securely. Plumbers use various types of wrenches to ensure that connections are appropriately tightened to prevent leaks. Properly tightened fittings are crucial for the integrity and safety of gas line installations.



**22. What is the role of a gas leak detector?**

- a) Identify leaks
- b) Increase flow
- c) Control pressure
- d) Measure temperature

**Correct Answer: a) Identify leaks**

**Explanation:** A gas leak detector is a valuable tool for identifying leaks in gas lines. Plumbers utilize these devices to enhance safety during installations and maintenance tasks. By detecting gas presence, these detectors help ensure that any leaks are addressed immediately, preventing potential hazards associated with gas exposure.

**23. What should a plumber do if a gas leak is suspected?**

- a) Ignore it
- b) Call emergency services
- c) Evacuate immediately
- d) Investigate quietly

**Correct Answer: b) Call emergency services**

**Explanation:** If a gas leak is suspected, the plumber should immediately call emergency services and evacuate the area. It is critical to prioritize safety and avoid any actions that could ignite the gas. Prompt action ensures that professionals can address the situation safely and effectively.

**24. How can a plumber test for gas leaks?**

- a) All of the above
- b) Soap solution
- c) Pressure gauge
- d) Visual inspection

**Correct Answer: a) All of the above**

**Explanation:** A plumber can test for gas leaks using a combination of methods, including visual inspections, pressure gauges, and soap solutions. Each method provides a different approach to detecting leaks, ensuring comprehensive testing of the system. Using multiple techniques enhances the reliability of leak detection efforts.

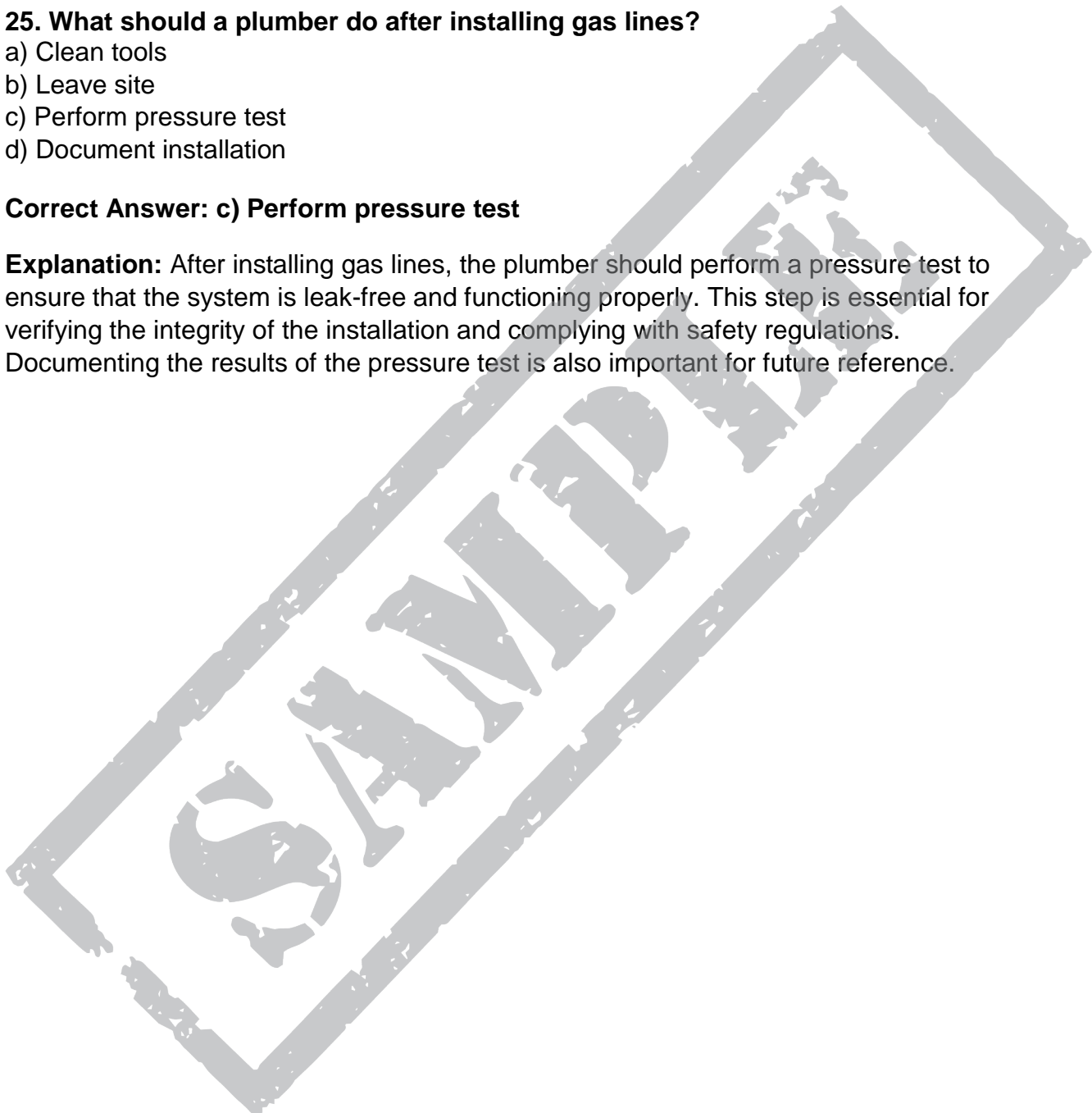


**25. What should a plumber do after installing gas lines?**

- a) Clean tools
- b) Leave site
- c) Perform pressure test
- d) Document installation

**Correct Answer: c) Perform pressure test**

**Explanation:** After installing gas lines, the plumber should perform a pressure test to ensure that the system is leak-free and functioning properly. This step is essential for verifying the integrity of the installation and complying with safety regulations. Documenting the results of the pressure test is also important for future reference.





Subject - 1

- 1). (A) (B) (C) (D)      6). (A) (B) (C) (D)      11). (A) (B) (C) (D)
- 2). (A) (B) (C) (D)      7). (A) (B) (C) (D)      12). (A) (B) (C) (D)
- 3). (A) (B) (C) (D)      8). (A) (B) (C) (D)      13). (A) (B) (C) (D)
- 4). (A) (B) (C) (D)      9). (A) (B) (C) (D)      14). (A) (B) (C) (D)
- 5). (A) (B) (C) (D)      10). (A) (B) (C) (D)      15). (A) (B) (C) (D)
- 16). (A) (B) (C) (D)      21). (A) (B) (C) (D)
- 17). (A) (B) (C) (D)      22). (A) (B) (C) (D)
- 18). (A) (B) (C) (D)      23). (A) (B) (C) (D)
- 19). (A) (B) (C) (D)      24). (A) (B) (C) (D)
- 20). (A) (B) (C) (D)      25). (A) (B) (C) (D)



## About the Creators:

### Bobby Bedi:

Bobby Bedi, co-creator of the Journeyman Study Guide, calls the Pacific Northwest home, where he has built an extensive career spanning more than two decades. His diverse background, which includes architecture, digital innovation, and industrial marketing, has given him a unique ability to bridge traditional industries with cutting-edge digital solutions. Bobby has worked across a spectrum of industries, from agile startups to publicly traded companies and educational platforms, bringing a depth of experience that has been crucial to the platform's success.

Bobby's precision and problem-solving skills, refined through his years in architecture, have seamlessly transitioned into his work in digital marketing and technology. Since 2006, Bobby has been at the forefront of digital innovation, applying his expertise to transform trade education. He has been instrumental in developing cutting-edge, user-friendly platforms that make learning accessible across the globe, combining technology with education to create impactful online experiences.

As co-creator of the platform, Bobby also plays a key role in the industrial sector, where he helps companies scale by leveraging his expertise in digital marketing and business strategy. His dedication to making education affordable and impactful has driven the growth of the Journeyman Study Guide, ensuring that individuals at every stage of their careers have access to quality learning tools.

### Kris McFarlane:

Kris McFarlane, co-creator of the Journeyman Study Guide, has over two decades of experience in business development, education, and the trades. Based in the Pacific Northwest, Kris has worked with a range of organizations—from agile startups to publicly traded companies—driving business growth and developing successful strategies across industries. His expertise in scaling businesses and creating educational platforms has been key to the guide's reach and effectiveness.

Kris's deep roots in the trades and industrial sector, paired with his extensive experience in business development, give him a unique ability to understand both the practical and strategic needs of companies and individuals. His leadership and ability to mentor others have helped shape the platform, making it a go-to resource for tradespeople seeking career advancement and certification.

Having struggled with traditional education early in life, Kris understands the importance of making learning accessible for everyone. His passion for empowering others, especially those who feel underserved by conventional education systems, is reflected in every aspect of the Journeyman Study Guide. Kris's work is driven by a commitment to helping aspiring tradespeople succeed in their careers through affordable, practical, and accessible learning resources.

## Work with the Creators

As co-creators of the Journeyman Study Guide, Bobby Bedi and Kris McFarlane draw from extensive experience working with agile startups, publicly traded companies, and education platforms. Their combined expertise has shaped a platform that empowers businesses and individuals alike. To learn more or explore opportunities with the *Unity Crest Solutions team*, visit [UnityCrestSolutions.com](https://UnityCrestSolutions.com), where they continue to help organizations and people succeed.



## About Unity Crest Solutions

At *Unity Crest Solutions*, our mission is clear: *Unite, Educate, and Innovate*. We stand at the forefront of *technological* and *educational* innovation, solving global business challenges with strategic, cutting-edge solutions. Founded on the core principles of *accessibility, efficiency, and continuous improvement*, Unity Crest has become a driving force in transforming industries and empowering organizations across diverse sectors.

Our team of visionary leaders—experts in *AI development, offshoring strategies, and comprehensive marketing*—is committed to delivering *tangible results* that boost progress and profitability. We specialize in *workforce empowerment*, offering tailored solutions to equip professionals and organizations with the tools they need to thrive in today's fast-paced global marketplace.

## Unite, Educate, and Innovate

At Unity Crest, we believe in the power of *unity and education* to drive innovation. By bringing together *teams, technology, and knowledge*, we empower our clients to seize new opportunities and foster long-term growth.

## Our Expertise Includes:

- *AI Development & Integration*: Leverage artificial intelligence to optimize your operations, enhance decision-making, and gain a long-lasting competitive edge.
- *Offshoring Strategy*: Seamlessly integrate global talent into your business model to boost efficiency, lower operational costs, and improve flexibility.
- *SAP Implementation*: Streamline and enhance your business processes with seamless SAP integration, ensuring better decision-making and operational transparency.
- *Comprehensive Marketing Solutions*: From data-driven marketing strategies to full-scale execution, we amplify your brand's presence and drive measurable results.
- *Adult Education Programs*: Equip your workforce with the skills they need to excel, using customized, impactful training programs tailored to your specific business needs.
- *Business Process Outsourcing*: Delegate key business functions to our expert teams, allowing you to focus on strategic growth while improving overall operational efficiency.

## Global Reach, Local Expertise

With offices in *North America* and *South Asia*, Unity Crest Solutions provides localized solutions with a *global mindset*. Whether you're streamlining operations or scaling your business, we have the expertise to meet your needs.

## Let's Work Together

Ready to *unite* your resources, *educate* your workforce, and *innovate* for the future? Visit [UnityCrestSolutions.com](http://UnityCrestSolutions.com) to learn more and start a conversation about your path to success.



## Disclaimer

At *Journeyman Study Guide*, we're committed to helping you succeed in your trade, but there are a few key points to understand before using our resources. This guide is designed to *supplement* your exam preparation and does not replace the *official study materials* provided by your state's licensing board, trade union, or other certifying bodies. While we've aligned our content with general U.S. trade standards, it's important to recognize that *certification requirements vary by state*, and specific regulations may differ based on your jurisdiction.

The questions, answers, and explanations provided are intended to help you gain a broader understanding of trade concepts and common exam formats. However, these materials are *general study aids* and do not guarantee a passing score on any official certification exam. Your success depends on factors such as your *practical experience, study habits*, and use of official resources from your state or certifying body. For best results, we recommend using this guide alongside the most current materials issued by your local authorities.

*Journeyman Study Guide* and *Unity Crest Solutions Inc.* are not responsible for any inaccuracies, updates, or changes in exam content, regulations, or certification processes that may occur after publication. It is your responsibility to stay informed of any updates or changes to your trade's certification process. Always refer to your state's *regulatory board, trade union, or official exam providers* for the most accurate and up-to-date information.

This guide is intended for *educational purposes only* and is not a substitute for formal trade education, apprenticeship programs, or other accredited training. *Hands-on experience* and *formal training* are essential components of trade certification, and this guide is meant to complement—not replace—those elements.

By using this guide, you acknowledge that *Journeyman Study Guide, Unity Crest Solutions Inc., its employees, partners, and affiliates* provide study aids and practice materials only and cannot guarantee exam results, certification, or employment. *Journeyman Study Guide, Unity Crest Solutions Inc.,* and the authors are not responsible for any outcomes related to your licensing, certification, or employment based on your use of this guide. The content within this guide is provided "*as is*" without warranties, either express or implied.

## Indemnification

By using this guide, you agree to indemnify and hold harmless *Journeyman Study Guide, Unity Crest Solutions Inc., its employees, partners, authors, and affiliates* from any claims, damages, liabilities, or expenses, including legal fees, arising from your use of this guide or your reliance on its content.

All content in this guide, including questions, answers, and explanations, is the *intellectual property* of *Journeyman Study Guide* and *Unity Crest Solutions Inc.* Unauthorized reproduction or distribution of this material without consent is prohibited and may result in legal action.

We're here to support your journey toward becoming a certified tradesperson. However, your success ultimately depends on your own effort, practical experience, and thorough preparation with official resources.



# Unlock Your Potential With the Journeyman Study Guide

Embark on a journey to excellence in your trade with the Journeyman Study Guide, an essential resource for aspiring tradespeople. This guide is meticulously crafted to provide you with the knowledge and skills required to succeed on the Journeyman exam. Whether you're a seasoned professional or new to the field, this guide offers valuable insights to enhance your understanding and boost your confidence.

## What's Inside:

- **Detailed Overviews** of potential exam formats and key concepts.
- **Practical Tips** for effective study habits and exam strategies.
- **Practice Questions** to test your knowledge and sharpen your skills.

## Tailored to Your Needs:

Our guide is specifically designed for a variety of trades across all Canadian provinces, ensuring you receive the most relevant and comprehensive information possible.

## Testimonials:

"As an apprentice, the Journeyman Study Guide made complex topics manageable, boosting my confidence, income and career." - Emily Tran, Apprentice Carpenter

"Adapting to Canadian standards was really hard, but the guide bridged the gap between my previous experiences and Canadian requirements." - Ahmed Al-Sayed, Plumber, originally from Egypt

"As an instructor, I find the Journeyman Study Guide aligns well with the curriculum and significantly aids my students." - Derek Smith, Welding Instructor

## A Companion, Not a Substitute:

Remember, the Journeyman Study Guide is a tool to complement your study regimen. For optimal results, use this guide in conjunction with the latest official materials issued by government authorities.


## Are You Ready to Take the Next Step?

With the Journeyman Study Guide in hand, you are well-equipped to tackle the challenges of the exam and step confidently into your career as a certified tradesperson.

Join thousands of successful tradespeople who have advanced their careers with our guide.

Your journey to becoming Journeyman certified starts here!

Visit us at [JourneymanStudyGuide.com](http://JourneymanStudyGuide.com) today.



UNITY  
CREST  
SOLUTIONS INC.  
[UnityCrestSolutions.com](http://UnityCrestSolutions.com)