


JOURNEYMAN STUDY GUIDE WELDER

YEAR 3

**250 EXAM PREP QUESTIONS,
WITH EXPLAINED ANSWERS**



APPRENTICES | INSTRUCTORS | INSTITUTES

JourneymanStudyGuide.com

UNITY CREST SOLUTIONS INC.

Who Is Journeyman Study Guide For?

Welcome to *Journeyman Study Guide*—your key to unlocking success in your trade, earning the recognition you deserve, and building a solid career in America. Whether you're an apprentice just starting out, a seasoned professional, or someone new to the country and adjusting to U.S. trade standards, this guide is designed to complement your learning and support you along the way. While it provides valuable insights and resources, it's not a substitute for official materials required for certification.

How We Help You Succeed

1. *Apprentices*: Looking to kickstart your career? Our study guides and practice tests will help you build the foundational skills you need to succeed.
2. *Tradespeople*: New to the U.S. or advancing in your career? We offer detailed questions, answers, and explanations to help you understand industry standards and excel in your work.
3. *Instructors*: Need reliable teaching tools? Our question banks and online tests are great for guiding your students through trade concepts and preparing them for certification.
4. *Educational Institutions*: Looking for tailored materials? Our study guides, quizzes, and exams are designed to fit into your existing curriculum, offering valuable resources for students.
5. *Unions*: Searching for effective ways to train your members? Our easy-to-follow format ensures that each member gains the knowledge they need to thrive in their trade.

What Journeyman Study Guide Offers:

1. *Tailored Study Guides*: Access the core knowledge you need, whether you're preparing for your exam, familiarizing yourself with U.S. trade standards, or simply refining your trade skills.
2. *Real-World Practice Tests*: Simulate actual exam conditions with online tests that help you measure your progress and improve your job-ready skills.
3. *Skill-Building Question Banks*: Strengthen your understanding with questions that not only prepare you for the exam but also help you master key concepts in your day-to-day work.
4. *In-Depth Explanations*: Get detailed explanations for each answer, helping you understand not just how, but why, the answers are correct—improving both test results and practical knowledge.
5. *Additional Learning Resources*: Dive into supplementary guides on topics like math, safety protocols, and management strategies that are valuable for both certification and long-term career growth.



Tools for Your Success

Each of these resources is crafted to ensure you're fully prepared for your Journeyman exam and ready to excel in your trade. From gaining core knowledge with our tailored study guides to testing your skills with real-world practice exams, we provide everything you need to boost your understanding. Our in-depth explanations clarify key concepts, while additional learning resources like math, safety, and management guides give you the tools to succeed in your career and continue growing as a tradesperson.

How to Use This Guide

The *Journeyman Study Guide* is a *helpful tool* designed to complement your preparation for certification exams. While it includes practice questions, explanations, and supplementary resources, it's important to use this guide *alongside your official study materials* and hands-on training. The more you combine this guide with your practical experience and state-approved coursework, the better prepared you'll be for both your exam and your career in the trade.

Ready to Take the First Step Toward Success?

Don't let anything hold you back. Visit JourneymanStudyGuide.com to unlock the resources that will elevate your skills, boost your confidence, and secure the income and recognition you deserve. Whether you're an apprentice, a tradesperson, or an instructor, our *online tests, questions and answers, and detailed explanations* are designed to help you at every stage of your career. *Remember, this guide is a tool to help you succeed—it works best when paired with hands-on learning and official materials.*

Thousands of tradespeople have already transformed their careers, increased their income, and improved their lives with the *Journeyman Study Guide*.

Don't wait—join them today and take the next step toward your success!



Why Journeyman Study Guide?

We're committed to making trade education *accessible, flexible, and affordable* to anyone in America. You don't need to worry about the high cost of learning—we believe nothing should stop you from earning top wages in your trade.

This guide isn't just a quick fix—it's a tool designed to *highlight your strengths, pinpoint areas for improvement, and focus your efforts* where they matter most. Whether you choose our *online tests, questions and answers, or detailed explanations*, you'll get the right tools to prepare for whatever challenges lie ahead. *However, it's not a replacement for official training or certification resources.*

Success Stories from Real People

We've helped thousands of tradespeople—apprentices, seasoned professionals, and those new to America—gain the confidence and skills needed to pass their exams and advance their careers.

Here's what some of our users have to say:

"The *online tests* in the Journeyman Study Guide were a game-changer. They gave me a clear sense of what to expect on the exam, and the *questions and answers* helped me focus on exactly what I needed to improve, especially in areas I had struggled with before."

— Jessica Taylor, Apprentice Ironworker

"Journeyman's *questions, answers, and explanations* made it easier for me to understand the trade standards here in the U.S. The *detailed explanations* filled gaps in my knowledge and gave me the confidence to pass my exams."

— Carlos Ramirez, Electrician, originally from Mexico

"As a union instructor, I rely on the *Journeyman Study Guide's question and answer sections* to reinforce my students' learning. The *online tests* are a great way to track their progress and make sure they're ready for the real exam."

— John Davis, Union Welding Instructor

Ready to Start Your Own Success Story?

Don't just read about others' achievements—take the first step towards your own career growth. Whether you're preparing for your exam or looking to sharpen your trade skills, *Journeyman Study Guide* has the tools to help you succeed.

Visit JourneymanStudyGuide.com and get started today!



What This Book Will Teach You

This isn't just about reading and memorizing; it's about *preparing* you for real-world challenges. At Journeyman Study Guide, we've helped thousands of people pass their exams and advance their careers. But the truth is—success takes more than book smarts. Here's what you need to know:

1. *It's not easy:* Becoming a certified journeyman requires hard work, patience, and a real dedication to learning. This guide will help you navigate the complexity, but the journey itself requires you to commit to the process. At the end, you'll not only have earned your certification but also be in a stronger position for long-term success in your career.
2. *You will need to put in effort:* Our practice tests, questions, and explanations are incredibly useful, but they can only get you so far without your own effort. You need to engage with the material and be prepared to revisit concepts to fully understand them. This preparation will also help you manage test anxiety and give you the tools to stay focused and confident when exam day comes.
3. *It's hands-on:* While this guide provides the foundational knowledge and key concepts, your true growth comes from hands-on experience in the trade. This guide is designed to complement that experience and help you feel more prepared on the job. By understanding the 'why' behind the work, you'll find yourself better equipped for both the exam and your everyday trade responsibilities.

Our *online tests and question and answer sections* are here to help you feel confident, prepared, and capable, but remember—they're meant to *complement*, not replace, the hands-on training you'll need to master your trade and succeed in certification.

What This Guide Is and Isn't

Before you dive into the resources, it's important to know that *Journeyman Study Guide* is a *helpful tool* designed to prepare you for your exam by offering practice questions, answers, and explanations similar to what you may encounter. However, *state requirements vary*, and this guide should be used *alongside official state or industry resources* to ensure you're fully prepared.



Disclaimer

Journeyman Study Guide is designed to *supplement* your preparation for certification exams and *does not replace* official materials provided by your state's *licensing board, union, or certifying body*. While we provide valuable tools like *questions and answers* and *online tests*, success on your certification exam depends on multiple factors, including *hands-on experience, study habits*, and use of *official resources*.

We are not responsible for any changes in exam content or state regulations that occur after publication. For the latest, most accurate information, always check with your *state regulatory board or certifying authority*.

By using this guide, you agree that *Journeyman Study Guide*, its authors, and affiliates are *not liable* for any exam results, certification outcomes, or employment-related issues. This guide is provided as a *general study tool* and cannot guarantee success on your exam.


Indemnification

By using this guide, you agree to indemnify and hold harmless *Journeyman Study Guide* and Unity Crest Solutions, its authors, and affiliates from any claims, damages, or liabilities arising from your use of this guide.

Unlock Your Potential Today

Your future in the trades starts with *Journeyman Study Guide*. We're here to give you the knowledge and confidence to pass your certification exams and build a successful career. Whether you're an apprentice or experienced tradesperson, our *study guides, online tests, and questions with explanations* are designed to help you at every stage of your journey.

Visit JourneymanStudyGuide.com and take the next step toward success.



QUESTIONS



Year 3: Advanced Welding Techniques and Materials

Subject 3. Welding High-Strength and Alloy Steels

1. What is preheating in welding?

- a) Heating before welding
- b) Cooling after welding
- c) Grinding the weld
- d) Inspecting the weld

Correct Answer: a) Heating before welding

Explanation: Preheating involves raising the temperature of the base metal before welding. This technique is crucial for high-strength and alloy steels as it helps reduce the risk of cracking by decreasing the cooling rate and improving the mechanical properties of the welded joint.

2. Why control interpass temperature?

- a) To increase productivity
- b) To lower costs
- c) To speed up welding
- d) To maintain weld quality

Correct Answer: d) To maintain weld quality

Explanation: Controlling interpass temperature during welding is vital for ensuring the integrity of the weld. If the temperature is too low or too high, it can lead to issues such as thermal stress and distortion, which can compromise the strength and durability of the welded joint.

3. What does post-weld treatment achieve?

- a) All of the above
- b) Improves aesthetic appeal
- c) Increases corrosion resistance
- d) Reduces welding defects

Correct Answer: a) All of the above

Explanation: Post-weld treatments, such as stress-relieving and heat treatment, enhance the properties of the welded joint. They help in reducing residual stresses, improving the toughness and ductility of the weld, and increasing resistance to corrosion, making the weld more reliable in service.



4. Why is preheating necessary?

- a) To speed up welding
- b) To reduce hardness
- c) To improve weld appearance
- d) To prevent cracking

Correct Answer: d) To prevent cracking

Explanation: Preheating is essential for welding high-strength and alloy steels as it lowers the risk of hydrogen-induced cracking. By raising the temperature of the base material, the cooling rate is slowed, allowing for more uniform solidification and reducing the likelihood of brittle fractures in the weld.

5. What is a common preheat temperature?

- a) 100 deg-F / 310.93 K
- b) 300 deg-F / 422.04 K
- c) 200 deg-F / 366.48 K
- d) 400 deg-F / 477.59 K

Correct Answer: b) 300 deg-F / 422.04 K

Explanation: A common preheat temperature for high-strength and alloy steels is around 300 deg-F / 422.04 K. This temperature is typically sufficient to mitigate the risk of cracking without adversely affecting the mechanical properties of the steel, ensuring better fusion during the welding process.

6. What role does interpass temperature play?

- a) Affects welding speed
- b) Influences mechanical properties
- c) Impacts equipment longevity
- d) Ensures material hardening

Correct Answer: b) Influences mechanical properties

Explanation: The interpass temperature is crucial in welding as it directly affects the mechanical properties of the welded joint. Maintaining the proper temperature between passes helps prevent the formation of hard and brittle microstructures, ensuring that the weld remains tough and ductile.



7. Which method checks temperature during welding?

- a) Visual inspection
- b) Thermocouple monitoring
- c) Temperature gauge
- d) Manual measurement

Correct Answer: b) Thermocouple monitoring

Explanation: Thermocouple monitoring is a reliable method for checking the temperature during welding. This technique allows welders to accurately measure the temperatures of the base material and the weld pool in real-time, ensuring adherence to preheat and interpass temperature requirements for quality welds.

8. What is the effect of too high interpass temperature?

- a) Faster cooling
- b) Improved weld penetration
- c) Enhanced weld fusion
- d) Increased brittleness

Correct Answer: d) Increased brittleness

Explanation: If the interpass temperature is too high, it can lead to undesirable microstructural changes in the weld metal, resulting in increased brittleness. This can compromise the overall integrity of the welded joint, making it more susceptible to cracking and failure under stress.

9. Which treatment reduces residual stresses?

- a) Annealing
- b) Cooling
- c) Grinding
- d) Painting

Correct Answer: a) Annealing

Explanation: Annealing is a post-weld treatment that effectively reduces residual stresses in the weld area. By heating the welded component to a specific temperature and then allowing it to cool slowly, the material's internal stresses are relieved, which enhances the performance and longevity of the weld.



10. What does a low interpass temperature cause?

- a) Reduced ductility
- b) Faster welding
- c) Increased heat input
- d) Better fusion

Correct Answer: a) Reduced ductility

Explanation: A low interpass temperature can lead to reduced ductility in the welded joint. When the material cools too quickly, it can form hard and brittle microstructures that lack the necessary toughness, making the weld more prone to cracking and failure under load.

11. What is the primary purpose of preheating?

- a) To speed up the process
- b) To improve aesthetics
- c) To reduce distortion
- d) To increase weld strength

Correct Answer: c) To reduce distortion

Explanation: The primary purpose of preheating is to reduce distortion during the welding process. By preheating the base metal, the thermal gradient is minimized, resulting in less shrinkage and warping as the weld cools, which ultimately leads to a more accurate and dimensionally stable finished product.

12. What is a common post-weld treatment?

- a) Painting
- b) Polishing
- c) Stress-relieving
- d) Grinding

Correct Answer: c) Stress-relieving

Explanation: Stress-relieving is a common post-weld treatment used to alleviate residual stresses induced by the welding process. This procedure usually involves heating the welded component to a specific temperature and holding it there for a period of time, allowing the material's internal stresses to equalize and reduce the risk of cracking.



13. How does hydrogen affect welds?

- a) Enhances corrosion resistance
- b) Improves ductility
- c) Causes cracking
- d) Increases strength

Correct Answer: c) Causes cracking

Explanation: Hydrogen can have a detrimental effect on welds, leading to hydrogen-induced cracking. This phenomenon occurs when hydrogen atoms diffuse into the weld metal and create internal pressures, which can result in cracks forming, particularly in high-strength and alloy steels that are more susceptible to this issue.

14. What is the maximum interpass temperature often recommended?

- a) 350 deg-F / 449.82 K
- b) 500 deg-F / 533.15 K
- c) 400 deg-F / 477.59 K
- d) 450 deg-F / 505.37 K

Correct Answer: c) 400 deg-F / 477.59 K

Explanation: The maximum interpass temperature often recommended for welding high-strength and alloy steels is typically around 400 deg-F / 477.59 K. Exceeding this temperature can lead to adverse effects on the mechanical properties of the weld, such as reduced toughness and increased risk of cracking.

15. Why is heat input important?

- a) Affects weld appearance
- b) Increases production speed
- c) Determines weld size
- d) Influences cooling rate

Correct Answer: d) Influences cooling rate

Explanation: Heat input is a critical factor in welding as it directly influences the cooling rate of the weld. Proper control of heat input ensures that the material cools at a rate conducive to achieving desired mechanical properties, preventing defects such as cracking and distortion in high-strength and alloy steels.



16. What is the ideal post-weld temperature range?

- a) 400 deg-F / 477.59 K - 500 deg-F / 533.15 K
- b) 200 deg-F / 366.48 K - 300 deg-F / 422.04 K
- c) 100 deg-F / 310.93 K - 150 deg-F / 338.71 K
- d) 300 deg-F / 422.04 K - 400 deg-F / 477.59 K

Correct Answer: d) 300 deg-F / 422.04 K - 400 deg-F / 477.59 K

Explanation: The ideal post-weld temperature range for stress-relieving treatments is typically between 300 deg-F / 422.04 K and 400 deg-F / 477.59 K. This range is effective in reducing residual stresses without adversely affecting the microstructure of the weld, ensuring that the welded joint maintains its strength and integrity.

17. Which factor affects preheat requirements?

- a) All of the above
- b) Steel thickness
- c) Welders skill
- d) Ambient temperature

Correct Answer: a) All of the above

Explanation: Preheat requirements are influenced by various factors, including steel thickness, the skill of the welder, and ambient temperature conditions. Thicker steels may require higher preheat temperatures to prevent cracking, while colder environments necessitate more stringent preheating to mitigate the risk of thermal stresses.

18. What is the benefit of controlled cooling?

- a) Improves mechanical properties
- b) Increases production speed
- c) Reduces costs
- d) Enhances aesthetics

Correct Answer: a) Improves mechanical properties

Explanation: Controlled cooling after welding is beneficial as it helps maintain desirable mechanical properties in the weld. By managing the cooling rate, welders can prevent the formation of undesirable microstructures, ensuring that the weld remains tough and ductile, especially in high-strength and alloy steels.



19. What is the primary cause of weld cracking?

- a) High temperatures
- b) Improper cooling
- c) Excessive moisture
- d) Poor technique

Correct Answer: b) Improper cooling

Explanation: Improper cooling is one of the primary causes of weld cracking. Rapid cooling can cause the weld metal to contract too quickly, leading to thermal stresses that exceed the material's ductility, resulting in cracks. Proper temperature control is essential to minimize this risk.

20. How does moisture affect welding?

- a) Increases weld strength
- b) Improves weld quality
- c) Promotes hydrogen cracking
- d) Reduces heat input

Correct Answer: c) Promotes hydrogen cracking

Explanation: Moisture can adversely affect the welding process by promoting hydrogen cracking. When welds are made in the presence of moisture, hydrogen can be absorbed into the weld pool, leading to the formation of cracks as the weld cools and solidifies. Proper preparation and control are necessary to mitigate this risk.

21. What tool measures weld temperature?

- a) Oscilloscope
- b) Thermometer
- c) Micrometer
- d) Caliper

Correct Answer: b) Thermometer

Explanation: A thermometer is the primary tool used to measure weld temperature. Accurate measurement of the temperature is crucial for maintaining preheat and interpass temperature requirements, ensuring that the welding process is performed within the necessary parameters to achieve quality results.



22. What is the effect of rapid cooling on welds?

- a) Creates hard microstructures
- b) Enhances visual appearance
- c) Improves joint strength
- d) Increases ductility

Correct Answer: a) Creates hard microstructures

Explanation: Rapid cooling of welds can create hard microstructures, which may lead to brittleness and cracking. This is particularly problematic in high-strength and alloy steels, where controlled cooling is essential to ensure the weld retains its strength and ductility, preventing failure in service.

23. Why is alloy content significant?

- a) Affects welding speed
- b) Determines preheat requirements
- c) Impacts post-weld treatments
- d) Influences visual appeal

Correct Answer: b) Determines preheat requirements

Explanation: The alloy content of steel significantly influences the preheat requirements for welding. Higher alloy content often necessitates higher preheat temperatures to prevent cracking and ensure proper fusion, as the different elements can alter the material's thermal and mechanical properties during the welding process.

24. What is the main purpose of post-weld inspection?

- a) Quality assurance
- b) Aesthetic improvement
- c) Speed up production
- d) Increase profitability

Correct Answer: a) Quality assurance

Explanation: The main purpose of post-weld inspection is quality assurance. This process ensures that the weld meets specified standards and is free from defects such as cracks, porosity, or incomplete fusion. Proper inspection is crucial to ensure the safety and reliability of the welded structure in its intended application.



25. What is a typical consequence of improper heat treatment?

- a) Reduced strength
- b) Decreased hardness
- c) Enhanced appearance
- d) Increased ductility

Correct Answer: a) Reduced strength

Explanation: Improper heat treatment can lead to reduced strength in the welded joint. If the heat treatment process is not correctly applied, it may fail to relieve residual stresses or achieve the desired microstructure, ultimately compromising the strength and performance of the weld in service.



Subject - 1

- 1). (A) (B) (C) (D) 6). (A) (B) (C) (D) 11). (A) (B) (C) (D)
- 2). (A) (B) (C) (D) 7). (A) (B) (C) (D) 12). (A) (B) (C) (D)
- 3). (A) (B) (C) (D) 8). (A) (B) (C) (D) 13). (A) (B) (C) (D)
- 4). (A) (B) (C) (D) 9). (A) (B) (C) (D) 14). (A) (B) (C) (D)
- 5). (A) (B) (C) (D) 10). (A) (B) (C) (D) 15). (A) (B) (C) (D)
- 16). (A) (B) (C) (D) 21). (A) (B) (C) (D)
- 17). (A) (B) (C) (D) 22). (A) (B) (C) (D)
- 18). (A) (B) (C) (D) 23). (A) (B) (C) (D)
- 19). (A) (B) (C) (D) 24). (A) (B) (C) (D)
- 20). (A) (B) (C) (D) 25). (A) (B) (C) (D)



About the Creators:

Bobby Bedi:

Bobby Bedi, co-creator of the Journeyman Study Guide, calls the Pacific Northwest home, where he has built an extensive career spanning more than two decades. His diverse background, which includes architecture, digital innovation, and industrial marketing, has given him a unique ability to bridge traditional industries with cutting-edge digital solutions. Bobby has worked across a spectrum of industries, from agile startups to publicly traded companies and educational platforms, bringing a depth of experience that has been crucial to the platform's success.

Bobby's precision and problem-solving skills, refined through his years in architecture, have seamlessly transitioned into his work in digital marketing and technology. Since 2006, Bobby has been at the forefront of digital innovation, applying his expertise to transform trade education. He has been instrumental in developing cutting-edge, user-friendly platforms that make learning accessible across the globe, combining technology with education to create impactful online experiences.

As co-creator of the platform, Bobby also plays a key role in the industrial sector, where he helps companies scale by leveraging his expertise in digital marketing and business strategy. His dedication to making education affordable and impactful has driven the growth of the Journeyman Study Guide, ensuring that individuals at every stage of their careers have access to quality learning tools.

Kris McFarlane:

Kris McFarlane, co-creator of the Journeyman Study Guide, has over two decades of experience in business development, education, and the trades. Based in the Pacific Northwest, Kris has worked with a range of organizations—from agile startups to publicly traded companies—driving business growth and developing successful strategies across industries. His expertise in scaling businesses and creating educational platforms has been key to the guide's reach and effectiveness.

Kris's deep roots in the trades and industrial sector, paired with his extensive experience in business development, give him a unique ability to understand both the practical and strategic needs of companies and individuals. His leadership and ability to mentor others have helped shape the platform, making it a go-to resource for tradespeople seeking career advancement and certification.

Having struggled with traditional education early in life, Kris understands the importance of making learning accessible for everyone. His passion for empowering others, especially those who feel underserved by conventional education systems, is reflected in every aspect of the Journeyman Study Guide. Kris's work is driven by a commitment to helping aspiring tradespeople succeed in their careers through affordable, practical, and accessible learning resources.

Work with the Creators

As co-creators of the Journeyman Study Guide, Bobby Bedi and Kris McFarlane draw from extensive experience working with agile startups, publicly traded companies, and education platforms. Their combined expertise has shaped a platform that empowers businesses and individuals alike. To learn more or explore opportunities with the *Unity Crest Solutions team*, visit UnityCrestSolutions.com, where they continue to help organizations and people succeed.



About Unity Crest Solutions

At *Unity Crest Solutions*, our mission is clear: *Unite, Educate, and Innovate*. We stand at the forefront of *technological* and *educational* innovation, solving global business challenges with strategic, cutting-edge solutions. Founded on the core principles of *accessibility*, *efficiency*, and *continuous improvement*, Unity Crest has become a driving force in transforming industries and empowering organizations across diverse sectors.

Our team of visionary leaders—experts in *AI development*, *offshoring strategies*, and *comprehensive marketing*—is committed to delivering *tangible results* that boost progress and profitability. We specialize in *workforce empowerment*, offering tailored solutions to equip professionals and organizations with the tools they need to thrive in today's fast-paced global marketplace.

Unite, Educate, and Innovate

At Unity Crest, we believe in the power of *unity and education* to drive innovation. By bringing together *teams, technology, and knowledge*, we empower our clients to seize new opportunities and foster long-term growth.

Our Expertise Includes:

- *AI Development & Integration*: Leverage artificial intelligence to optimize your operations, enhance decision-making, and gain a long-lasting competitive edge.
- *Offshoring Strategy*: Seamlessly integrate global talent into your business model to boost efficiency, lower operational costs, and improve flexibility.
- *SAP Implementation*: Streamline and enhance your business processes with seamless SAP integration, ensuring better decision-making and operational transparency.
- *Comprehensive Marketing Solutions*: From data-driven marketing strategies to full-scale execution, we amplify your brand's presence and drive measurable results.
- *Adult Education Programs*: Equip your workforce with the skills they need to excel, using customized, impactful training programs tailored to your specific business needs.
- *Business Process Outsourcing*: Delegate key business functions to our expert teams, allowing you to focus on strategic growth while improving overall operational efficiency.

Global Reach, Local Expertise

With offices in *North America* and *South Asia*, Unity Crest Solutions provides localized solutions with a *global mindset*. Whether you're streamlining operations or scaling your business, we have the expertise to meet your needs.

Let's Work Together

Ready to *unite* your resources, *educate* your workforce, and *innovate* for the future? Visit UnityCrestSolutions.com to learn more and start a conversation about your path to success.



Disclaimer

At *Journeyman Study Guide*, we're committed to helping you succeed in your trade, but there are a few key points to understand before using our resources. This guide is designed to *supplement* your exam preparation and does not replace the *official study materials* provided by your state's licensing board, trade union, or other certifying bodies. While we've aligned our content with general U.S. trade standards, it's important to recognize that *certification requirements vary by state*, and specific regulations may differ based on your jurisdiction.

The questions, answers, and explanations provided are intended to help you gain a broader understanding of trade concepts and common exam formats. However, these materials are *general study aids* and do not guarantee a passing score on any official certification exam. Your success depends on factors such as your *practical experience*, *study habits*, and use of official resources from your state or certifying body. For best results, we recommend using this guide alongside the most current materials issued by your local authorities.

Journeyman Study Guide and *Unity Crest Solutions Inc.* are not responsible for any inaccuracies, updates, or changes in exam content, regulations, or certification processes that may occur after publication. It is your responsibility to stay informed of any updates or changes to your trade's certification process. Always refer to your state's *regulatory board*, *trade union*, or *official exam providers* for the most accurate and up-to-date information.

This guide is intended for *educational purposes only* and is not a substitute for formal trade education, apprenticeship programs, or other accredited training. *Hands-on experience* and *formal training* are essential components of trade certification, and this guide is meant to complement—not replace—those elements.

By using this guide, you acknowledge that *Journeyman Study Guide*, *Unity Crest Solutions Inc.*, its *employees*, *partners*, and *affiliates* provide study aids and practice materials only and cannot guarantee exam results, certification, or employment. *Journeyman Study Guide*, *Unity Crest Solutions Inc.*, and the authors are not responsible for any outcomes related to your licensing, certification, or employment based on your use of this guide. The content within this guide is provided "*as is*" without warranties, either express or implied.

Indemnification

By using this guide, you agree to indemnify and hold harmless *Journeyman Study Guide*, *Unity Crest Solutions Inc.*, its *employees*, *partners*, *authors*, and *affiliates* from any claims, damages, liabilities, or expenses, including legal fees, arising from your use of this guide or your reliance on its content.

All content in this guide, including questions, answers, and explanations, is the *intellectual property* of *Journeyman Study Guide* and *Unity Crest Solutions Inc.* Unauthorized reproduction or distribution of this material without consent is prohibited and may result in legal action.

We're here to support your journey toward becoming a certified tradesperson. However, your success ultimately depends on your own effort, practical experience, and thorough preparation with official resources.



Unlock Your Potential With the Journeyman Study Guide

Embark on a journey to excellence in your trade with the Journeyman Study Guide, an essential resource for aspiring tradespeople. This guide is meticulously crafted to provide you with the knowledge and skills required to succeed on the Journeyman exam. Whether you're a seasoned professional or new to the field, this guide offers valuable insights to enhance your understanding and boost your confidence.

What's Inside:

- **Detailed Overviews** of potential exam formats and key concepts.
- **Practical Tips** for effective study habits and exam strategies.
- **Practice Questions** to test your knowledge and sharpen your skills.

Tailored to Your Needs:

Our guide is specifically designed for a variety of trades across all Canadian provinces, ensuring you receive the most relevant and comprehensive information possible.

Testimonials:

"As an apprentice, the Journeyman Study Guide made complex topics manageable, boosting my confidence, income and career." - Emily Tran, Apprentice Carpenter

"Adapting to Canadian standards was really hard, but the guide bridged the gap between my previous experiences and Canadian requirements." - Ahmed Al-Sayed, Plumber, originally from Egypt

"As an instructor, I find the Journeyman Study Guide aligns well with the curriculum and significantly aids my students." - Derek Smith, Welding Instructor

A Companion, Not a Substitute:

Remember, the Journeyman Study Guide is a tool to complement your study regimen. For optimal results, use this guide in conjunction with the latest official materials issued by government authorities.


Are You Ready to Take the Next Step?

With the Journeyman Study Guide in hand, you are well-equipped to tackle the challenges of the exam and step confidently into your career as a certified tradesperson.

Join thousands of successful tradespeople who have advanced their careers with our guide.

Your journey to becoming Journeyman certified starts here!

Visit us at JourneymanStudyGuide.com today.



UNITY
CREST
SOLUTIONS INC.
UnityCrestSolutions.com